

Form 8067
January, 1913

PRICE LIST

OF

PARTS



MACHINE

No. 86-1

THE SINGER MANUFACTURING COMPANY

From the library of: Diamond Needle Corp

INDEX

	PAGE
ACCESSORIES.....	17
FOOT LIFTER PARTS.....	18
IRON BASE.....	17
MACHINE No. 86-1.....	7
NUMERICAL LIST OF PARTS.....	21
THREAD UNWINDER.....	18

From the library of: Diamond Needle Corp

INSTRUCTIONS FOR ORDERING

In ordering from this list, use **ONLY** the PART number in the **FIRST** column.

The number stamped on a Sewing Machine part is in every case the number of the single part only.

Every combination of parts sent out as such has its specific number, which, although not stamped on the parts, must be used when ordering the combination.

Each number always indicates the **SAME PART** in whatever list it appears, or for whatever machine.

The letters after some of the numbers indicate the style of finish only, as follows:

- A. Hardened, Polished and Plated.
- B. Polished and Plated
- C. Hardened only.
- D. Polished only.
- E. Soft, not Polished.
- F. Hardened and Polished.
- H. Blued.

These letters **MUST BE USED** when they appear in the list, and **AFTER** the number as in the list.

In this series

- 1 to 1500 and 50001 to 51500 are Screw Numbers.
- 1501 to 1800 are Nut Numbers.
- 1801 to 2000 are Roller Numbers.
- 2001 to 50000 and 52001 and upward are numbers of Machine Parts.

The figures in the second column refer only to the plates, illustrating the parts, and are **NOT TO BE USED** in ordering.

Parts marked with an asterisk (*) are furnished only when repairs are made at factory.

LIST OF PARTS COMPLETE FOR MACHINE NO. 86-1

FOR SEAM COVERING IN KNIT GOODS, UNDERWEAR, ETC. TWO NEEDLES, ONE LOOPER, GAUGES $\frac{1}{8}$, $\frac{3}{16}$, OR $\frac{1}{4}$ INCH, FOOT LIFTER.

NO.	PLATE	NAME	EACH
*54601	----	Arm with 732D and 54607.....	\$20 00
46224	6355	" Oil Cup.....	05
54602	6352	" Rock Shaft.....	1 00
54603	6353	" " " Crank (back) with two 50135c.....	1 00
50135c	6353	Arm Rock Shaft Crank (back) Set Screw	06
54604	6361	" " " " (front) with two 50135c.....	1 00
50135c	6353	Arm Rock Shaft Crank (front) Set Screw	06
54605	6353	" " " " (intermediate) with 1477c, 50135c and 50136c.....	1 25
50135c	6353	Arm Rock Shaft Crank (intermediate) Position Screw.....	06
50136c	6353	Arm Rock Shaft Crank (intermediate) Set Screw.....	04
54606H	6351	Arm Side Cover with 289H.....	30
289H	6365	" " " Thumb Screw.....	08
*54607	----	" " " Plate with 54608 and two 3021	60
54608	6366	" " " Spring.....	05
3021	6366	" " " Rivet...per 100	25
732D	6365	" " " Thumb Screw.....	10
54609	6366	Belt Guide.....	10
54835	6350	Cloth Plate.....	1 40
54836	6350	" " Bracket with 345c.....	40
345c	6365	" " " Screw.....	10
389F	6365	" " " Screw.....	04
54837	----	Cloth Plate with Bracket complete, Nos. 54835, 54836 and two 389F.....	1 80
54610	6352	Crank Connecting Rod complete, Nos. 1722E, 1723E, 54611 and 54616 to 54618.....	3 75
*54611	----	Crank Connecting Rod (duralumin) rod only.....	50
50127c	6353	Crank Connecting Rod Ball Screw Stud	20
1520E	6353	" " " " " " " Nut.....	03

From the library of: Diamond Needle Corp

NO.	PLATE	NAME	EACH
*54612	—	Crank Connecting Rod Cap (lower)....	\$ —
1057E	6365	“ “ “ “ “ Screw	04
*54613	—	“ “ “ “ (upper) with 46224.....	—
175E	6365	Crank Connecting Rod Cap (upper) Screw.....	02
*54614	—	Crank Connecting Rod End Bearing (lower) with 46224.....	—
*54615	—	Crank Connecting Rod End Bearing (upper).....	—
*54616	—	Crank Connecting Rod Head (lower) Nos. 54612, 54614 and two 1057E....	1 50
*54617	—	Crank Connecting Rod Head (upper) Nos. 50127c, 54613, 54615 and two 175E.....	1 50
1722E	6353	Crank Connecting Rod Nut (lower)....	03
1723E	6353	“ “ “ “ (upper).....	03
46224	6355	“ “ “ Oil Cup.....	05
54618	6353	“ “ “ Position Pin and Bracket (solid).....	15
*54619	—	Cylinder with 460c, 1266c, 54629, 54643, 54644, 54649, 54663 to 54665, 54775 and two 391D.....	12 00
54620	6366	Cylinder Dowel Pin.....	05
54621	—	“ End Cover.....	2 00
54622	6352	Cylinder End Cover complete, Nos. 202b, 54621, 54625 to 54627, 54728 and two 54628.....	4 65
54623	6366	Cylinder End Cover Lock Spring.....	05
54624	6366	“ “ “ “ “ C a p	25
189D	6366	“ “ “ “ “ “	—
		Screw.....	02
54625	—	Cylinder End Cover Slide (back).....	75
978F	6365	“ “ “ “ “ S t o p Screw.....	05
54626	—	Cylinder End Cover Slide (front).....	75
54627	6366	“ “ “ “ “ Hinge Pin.....	02
54628	6366	Cylinder End Cover Slide (front) Rivet.	01
54629	6364	“ Oil Tube for oiling 54744.....	03
54630	6352	“ Rock Shaft.....	1 00
54631	6353	“ “ “ Collar with two 465c.....	30
465c	6353	Cylinder Rock Shaft Collar Set Screw..	02
54632	6353	“ “ “ Crank with two 457c.....	75
54633	6353	Cylinder Rock Shaft Crank Connecting Link with two each 211D and 54634..	1 00

NO.	PLATE	NAME	EACH
54634	6353	Cylinder Rock Shaft Crank Connecting Link Adjusting Gib.....	\$ 05
211D	6353	Cylinder Rock Shaft Crank Connecting Link Adjusting Screw.....	02
810D	6353	Cylinder Rock Shaft Crank Connecting Link Cap Screw.....	03
54635	6353	Cylinder Rock Shaft Crank Connecting Rod complete, Nos. 1722E, 1723E and 54636 to 54638.....	2 15
*54636	—	Cylinder Rock Shaft Crank Connecting Rod (duralumin) rod only.....	50
*54637	—	Cylinder Rock Shaft Crank Connecting Rod End Bearing (lower).....	60
*54638	—	Cylinder Rock Shaft Crank Connecting Rod End Bearing (upper).....	1 00
1722E	6353	Cylinder Rock Shaft Crank Connecting Rod Nut (lower).....	03
1723E	6353	Cylinder Rock Shaft Crank Connecting Rod Nut (upper).....	03
54639	6353	Cylinder Rock Shaft Crank Connecting Rod Arm.....	80
54640	6353	Cylinder Rock Shaft Crank Connecting Rod Arm Hinge Stud.....	20
435c	6353	Cylinder Rock Shaft Crank Connecting Rod Arm Hinge Stud Set Screw.....	04
54641	6353	Cylinder Rock Shaft Crank Connecting Rod Hinge Pin.....	20
1477c	6353	Cylinder Rock Shaft Crank Connecting Rod Hinge Pin Set Screw.....	02
78c	6353	Cylinder Rock Shaft Crank Connecting Rod Hinge Screw.....	06
457c	6353	Cylinder Rock Shaft Crank Set Screw..	02
54642	6350	“ Rotary Shaft with 54657.....	5 00
54643	6364	“ “ “ Back Bearing Oil Tube.....	03
54644	6364	Cylinder Rotary Shaft Back Bearing Vent Tube.....	03
54645	6354	Cylinder Rotary Shaft Bushing for 54646	1 00
*54775	—	“ “ “ “ for 54619	25
54646	6350	“ “ “ “ Flange with 46224.....	2 00
54647	6350	Cylinder Rotary Shaft Bushing Flange Cover with 54609.....	15
19020	6366	Cylinder Rotary Shaft Bushing Flange Cover Friction Washer.....	02
1425D	6365	Cylinder Rotary Shaft Bushing Flange Cover Hinge Screw.....	06

PARTS FOR MACHINE NO. 86-1

NO.	PLATE	NAME	EACH
46224	6355	Cylinder Rotary Shaft Bushing Flange	
		Oil Cup.....	\$ 05
146D	6365	Cylinder Rotary Shaft Bushing Flange	
		Screw.....	05
54648	6366	Cylinder Rotary Shaft Bushing Oil Pad	
		(braided cotton).....	01
1186F	6365	Cylinder Rotary Shaft Bushing Screw..	04
1266C	6365	" " " " Set Screw	
		for 54775.....	02
54649	6364	Cylinder Rotary Shaft Front Bearing	
		Oil Tube.....	03
54650	6354	Cylinder Rotary Shaft Gear.....	3 00
54651	—	" " " " Disengaging	
		Ball.....	40
54652	6355	Cylinder Rotary Shaft Gear Disengaging	
		Ball 54651 with 54653.....	80
54653	—	Cylinder Rotary Shaft Gear Disengaging	
		Ball Lever.....	40
1247C	6355	Cylinder Rotary Shaft Gear Disengaging	
		Ball Lever Hinge Screw.....	05
54654	6355	Cylinder Rotary Shaft Gear Disengaging	
		Ball Lever Holder with two 448c....	2 00
448C	6355	Cylinder Rotary Shaft Gear Disengaging	
		Ball Lever Holder Set Screw.....	03
54655	—	Cylinder Rotary Shaft Gear Disengaging	
		Flange.....	1 50
54656	6354	Cylinder Rotary Shaft Gear Disengaging	
		Flange 54655 with 54659 and three	
		54658.....	2 00
54657	6355	Cylinder Rotary Shaft Gear Disengaging	
		Flange Key.....	20
*54658	—	Cylinder Rotary Shaft Gear Disengaging	
		Flange Plug (wood).....	01
*54659	—	Cylinder Rotary Shaft Gear Disengaging	
		Flange Ring (leather).....	50
54660	6355	Cylinder Rotary Shaft Gear Disengaging	
		Flange Spring.....	05
54661	6355	Cylinder Rotary Shaft Gear Washer....	25
134D	6365	" Screw.....	05
54662	6355	" Thread Cover.....	25
767D	6355	" " " " Screw.....	02
*54663	—	" Top Cover (back).....	75
54664	6366	" " " " Hinge Pin	05
460C	6366	" " " " " " "	
		Set Screw.....	02
*54665	—	Cylinder Top Cover (front) with 665D	
		and 54666.....	75

PARTS FOR MACHINE NO. 86-1

NO.	PLATE	NAME	EACH
391D	6365	Cylinder Top Cover (front) Screw.....	\$ 02
54666	6355	" " " " Spring.....	05
665D	6355	" " " " " " Screw	02
54667B	6351	Face Plate with two 2827.....	60
46111	6366	" " Pin.....	02
2827	6362	" " Thread Guard with 8505....	02
8505	6362	" " " " Rivet..per 100	10
1136D	6365	" " Thumb Screw.....	10
54668	6355	Feed Connecting Rod with 46224, 54669,	
		54670 and two each 171E and 896E..	1 75
*54669	—	Feed Connecting Rod Cap (large).....	—
896E	6355	" " " " " " Screw	04
*54670	—	" " " " " (small).....	—
171E	6355	" " " " " " Screw	03
46224	6355	" " " Oil Cup.....	05
54671	6355	" " " Position Pin and	
		Plate (solid).....	15
1100D	6355	Feed Connecting Rod Position Pin and	
		Plate Screw.....	02
54672	6356	Feed Dog.....	1 00
54673	6359	" " Adjusting Wedge.....	25
54674	6359	" " Carrier.....	1 25
465C	6359	" " " Set Screw.....	02
50128C	6356	" " Screw.....	04
54675	6359	" Driving Lever.....	1 25
54676	6359	" " " Arm with 1057E....	1 00
1057E	6359	" " " " Cl a m p i n g	
		Screw.....	04
50129C	6359	Feed Driving Lever Hinge Screw.....	40
1606C	6359	" " " " " " Nut...	05
54677	6359	" Eccentric.....	1 35
641C	6359	" " Adjusting Screw.....	03
54678	6359	" " Flange with two 457C....	1 25
457C	6359	" " " Set Screw.....	02
50130C	6359	" " Hinge Screw.....	05
54679	6360	" Lifting Connection with 175E and	
		54680.....	1 25
54680	6360	Feed Lifting Connection Adjusting Gib.	05
175E	6360	" " " " " " Screw	02
54681	6360	" " " " " " Joint.....	50
1200C	6360	" " " " " " H i n g e	
		Screw.....	05
54682	6360	Feed Lifting Eccentric with 457c and	
		624c.....	1 25
624C	6360	Feed Lifting Eccentric Position Screw..	03
457C	6360	" " " " " " Set Screw.....	02
54683	6352	Feed Rod complete, Nos. 1713E, 54674,	
		54684, 54685 and two 465C.....	3 80

PARTS FOR MACHINE NO. 86-1

NO.	PLATE	NAME	EACH
54684	6352	Feed Rod (rod only).....	\$1 25
*54670	—	“ “ Cap.....	—
175E	6365	“ “ “ Screw.....	02
*54774	—	“ “ End Bearing.....	—
54685	—	“ “ Head, Nos. 54670, 54774 and two 175E.....	1 25
1713E	6365	Feed Rod Nut.....	03
54686	6350	Hand Wheel (aluminum) with two 448C	1 25
448C	6355	“ “ Set Screw.....	03
54687	6354	“ “ Shaft.....	50
54645	6354	“ “ “ Bushing.....	1 00
54688	6350	“ “ “ “ Flange with 46224.....	2 00
46224	6355	Hand Wheel Shaft Bushing Flange Oil Cup.....	05
146D	6365	Hand Wheel Shaft Bushing Flange Screw.....	05
54648	6366	Hand Wheel Shaft Bushing Oil Pad (braided cotton).....	01
1186F	6365	Hand Wheel Shaft Bushing Screw.....	04
23414	6360	“ “ “ Collar with two 453C	50
453C	6360	“ “ “ “ Set Screw.....	02
54689	6354	“ “ “ Gear with two 448C.	2 00
448C	6355	“ “ “ “ Set Screw.....	03
54690	6360	Looper with 54707.....	2 25
54691	6360	“ Carrier with 447c and two 185H	3 50
185H	6360	“ “ Adjusting Screw.....	02
54692	6360	“ “ Hinge Pin.....	20
620C	6360	“ “ “ “ Set Screw.....	02
54693	6360	“ “ Holder with 620c and two 211F.....	1 25
211F	6360	Looper Carrier Holder Clamping Screw.	02
54694	6360	“ “ Slide Block (two pieces) with 54695 and two 54705.....	2 00
*54695	—	Looper Carrier Slide Block Bail Stud	40
208D	6360	“ “ “ “ “ “ Clamping Screw.....	02
54696	6360	Looper Carrier Slide Block Holder with 202D and 208D.....	75
202D	6356	Looper Carrier Slide Block Holder Clamping Screw.....	02
*54697	—	Looper Carrier Slide Block Holder Stud with 1190F, 54700 and 54704.....	1 75
54698	6360	Looper Carrier Slide Block Holder Stud 54697 with 54701 and 54702.....	3 75
54699	6360	Looper Carrier Slide Block Holder Stud Bushings (eccentric).....	75

PARTS FOR MACHINE NO. 86-1

NO.	PLATE	NAME	EACH
440c	6360	Looper Carrier Slide Block Holder Stud Bushings Set Screw.....	\$ 03
*54700	—	Looper Carrier Slide Block Holder Stud Cap.....	30
1190F	6360	Looper Carrier Slide Block Holder Stud Cap Screw.....	02
*54701	—	Looper Carrier Slide Block Holder Stud Connection (ball ends).....	50
*54702	—	Looper Carrier Slide Block Holder Stud Connection Flange with 624C, 998C, 54703 and two 218D.....	1 50
*54703	—	Looper Carrier Slide Block Holder Stud Connection Flange Cap.....	—
218D	6360	Looper Carrier Slide Block Holder Stud Connection Flange Cap Screw.....	02
998C	6360	Looper Carrier Slide Block Holder Stud Connection Flange Position Screw....	04
624C	6360	Looper Carrier Slide Block Holder Stud Connection Flange Set Screw.....	03
54704	—	Looper Carrier Slide Block Holder Stud Key.....	20
54705	6360	Looper Carrier Slide Block Pin.....	25
54706	6360	“ Needle Guard.....	40
229D	6360	“ “ “ Screw.....	02
54707	6360	“ “ “ Steady Pin, per 100	25
447C	6360	“ Set Screw.....	03
54708	6352	Needle Bar (hollow).....	1 00
54709	—	Needle Bar complete, Nos. 1449H, 54708 and 54714 to 54716.....	2 50
54710	6361	Needle Bar Bushing (lower).....	25
563C	6361	“ “ “ “ Set Screw..	04
54710	6361	“ “ “ “ (upper).....	25
563C	6361	“ “ “ “ Set Screw..	04
54711	6361	“ “ Connecting Link.....	75
54712	6361	“ “ “ “ Hinge Stud	15
1520E	6361	“ “ “ “ “ “ Nut.....	03
54713	6361	Needle Bar Connecting Stud with 207E.	50
207E	6361	“ “ “ “ “ Clamping Screw.....	02
54714	6361	Needle Clamp with two 209F.....	1 35
54715	6361	“ “ Thread Retainer.....	10
1449H	6361	“ “ “ “ Screw..	03
54716	6361	“ “ “ “ Spring..	02
209F	6361	“ Set Screw.....	02
54717	6361	Presser Bar.....	25
54718	6361	“ “ Guide Bracket with 207D....	50

NO.	PLATE	NAME	EACH
207D	6361	Presser Bar Guide Bracket Clamping Screw.....	\$ 02
54719	6361	Presser Bar Lifter.....	35
50131C	6361	" " " Hinge Screw.....	10
54720	6361	" " " Lifting Bracket with 207D..	75
207D	6361	" " " " Clamping Screw.....	02
54721	6351	Presser Bar Spring (flat).....	50
54722	6361	" " " Stud.....	01
54723	---	" Foot Hinge Block.....	50
26276	6356	" " " Pin.....	01
1080F	6356	" " " Screw.....	02
54724	---	" " Plate.....	2 25
54725	---	" " Shank.....	75
54726	6357	Presser Foot (double hinged) grooved on bottom, complete, Nos. 26276, 54723 to 54725 and two 1080F.....	3 50
54723	---	Presser Foot Hinge Block.....	50
26276	6356	" " " Pin.....	01
1080F	6356	" " " Screw.....	02
54848	---	" " Plate.....	2 25
54725	---	" " Shank.....	75
54849	6357	Presser Foot (double hinged) complete, Nos. 26276, 54723, 54725, 54848 and two 1080F.....	3 50
190D	6356	Presser Foot Screw.....	03
50132D	6365	Pressure Regulating Thumb Screw.....	10
1543D	6365	" " " " Lock Nut.....	05
54727	6354	Pulley with 430C and 1354C.....	60
1354C	6365	" Position Screw.....	04
430C	6365	" Set Screw.....	04
54728	6356	Seam Guide, for medium and heavy work.....	1 00
54729	6356	Seam Guide, for light work.....	1 50
202D	6356	" " Screw.....	02
54730	6364	Slack Thread Regulator.....	1 25
203C	6364	" " " Screw.....	03
54731	6364	" " " Spring.....	05
54732	6364	" " " " Bracket.....	40
203C	6364	" " " " " Screw.....	03
1425D	6364	Slack Thread Regulator Spring Screw..	06
2102	6362	Tension (under thread) Disc.....	05
1560C	6362	" " " Regulating Thumb Nut.....	04

NO.	PLATE	NAME	EACH
828F	6362	Tension (under thread) Screw Stud....	\$ 08
10148	6362	" " " Spring.....	03
17547	6362	" " " Thread Guide..	25
54733	6362	" (upper thread) Bracket.....	75
376D	6362	" " " " Screw..	05
2102	6362	" " " Disc.....	05
1560C	6362	" " " Regulating Thumb Nut.....	04
32572	6362	Tension (upper thread) Releasing Disc..	10
54734	6362	" " " " Pin...	01
54735	6362	" " " " Shaft	50
54736	6362	" " " " " "	
54737	6362	Crank with 624C.....	1 00
54737	6362	Tension (upper thread) Releasing Shaft Crank Link.....	50
110C	6362	Tension (upper thread) Releasing Shaft Crank Link Hinge Screw.....	04
624C	6362	Tension (upper thread) Releasing Shaft Crank Set Screw.....	03
316F	6362	Tension (upper thread) Releasing Shaft Stop Screw.....	03
1547D	6362	Tension (upper thread) Releasing Shaft Stop Screw Nut.....	03
50133F	6362	Tension (upper thread) Screw Stud....	12
54738	6362	" " " Spring.....	05
17547	6362	" " " Thread Guide..	25
54826	6363	Thread (under) Nipper Bracket.....	1 25
190D	6363	" " " " Screw..	03
54740	6363	" " " Spring.....	10
233D	6363	" " " Screw...	02
54741	6363	" " Pull-off with 460C.....	1 00
460C	6363	" " " Set Screw.....	02
54742	6363	" " " Thread Guard with 459F.....	1 00
1145D	6363	Thread (under) Pull-off Thread Guard Hinge Screw.....	03
459F	6363	Thread (under) Pull-off Thread Guard Stop Screw.....	04
54827	6356	Thread (under) Pull-off Thread Guard and Thread (under) Take-up Thread Guard Spring.....	05
54828	6356	Thread (under) Pull-off Thread Guard and Thread (under) Take-up Thread Guard Spring Stop Pin.....	01
54743	6363	Thread (under) Take-up with 462C....	1 00
54744	6363	" " " Driving Lever	80
54745	6363	" " " " "	
		Arm with 1253C.....	80

NO.	PLATE	NAME	EACH
1253C	6363	Thread (under) Take-up Driving Lever Arm Set Screw.....	\$ 03
54746	6363	Thread (under) Take-up Driving Lever Bracket.....	30
896E	6363	Thread (under) Take-up Driving Lever Bracket Screw.....	04
54747	6364	Thread (under) Take-up Eccentric with 457C and 624C.....	1 00
54748	6364	Thread (under) Take-up Eccentric Connection with 54749, 54750 and two each 175E and 896E.....	1 50
*54749	—	Thread (under) Take-up Eccentric Connection Cap (large).....	—
896E	6355	Thread (under) Take-up Eccentric Connection Cap (large) Screw.....	04
*54750	—	Thread (under) Take-up Eccentric Connection Cap (small).....	—
175E	6365	Thread (under) Take-up Eccentric Connection Cap (small) Screw.....	02
54751	6363	Thread (under) Take-up Eccentric Connection Position Pin and Plate (solid)	15
1302D	6363	Thread (under) Take-up Eccentric Connection Position Pin and Plate Screw	02
624C	6364	Thread (under) Take-up Eccentric Position Screw.....	03
457C	6364	Thread (under) Take-up Eccentric Set Screw.....	02
462C	6363	Thread (under) Take-up Set Screw.....	02
54752	6363	“ “ “ Shaft.....	30
54753	6363	“ “ “ C r a n k with 624C.....	50
54754	6363	Thread (under) Take-up Shaft Crank Connection.....	50
999F	6363	Thread (under) Take-up Shaft Crank Connection Hinge Screw.....	05
624C	6363	Thread (under) Take-up Shaft Crank Set Screw.....	03
928C	6363	Thread (under) Take-up Shaft Screw Centre.....	06
462C	6363	Thread (under) Take-up Shaft Screw Centre Set Screw.....	02
54755	6363	Thread (under) Take-up Thread Guard with 459F.....	75
1145D	6363	Thread (under) Take-up Thread Guard Hinge Screw.....	03
459F	6363	Thread (under) Take-up Thread Guard Stop Screw.....	04

NO.	PLATE	NAME	EACH
54756	6364	Thread (upper) Controller.....	\$ 40
54757	6364	“ “ “ Connection.....	50
999F	6364	“ “ “ “.....	—
		Hinge Screw.....	05
974F	6364	Thread (upper) Controller Hinge Screw.....	06
54758	6364	“ “ “ Post.....	50
743C	6364	“ “ “ Set Screw.....	05
54759	6361	“ “ Take-up.....	10
217F	6361	“ “ “ Screw.....	03
54760	6351	“ Tube.....	75
54773	—	“ “ 54760 with 54772.....	1 00
54772	6362	“ “ Bracket for 54773.....	25
54761	6364	“ “ for 54619.....	10
1484F	6362	“ “ Screw.....	03
54762	6356	Throat Plate with 54763, 54764 and two 229D, for 54672.....	1 75
54850	6356	Throat Plate with 54763, 54764 and two 229D, for 3/16 in. gauge, for 54672, for covering overlock seams.....	1 75
54763	6356	Throat Plate Guide (left).....	25
54764	6356	“ “ (right).....	25
229D	6356	“ “ “ Screw.....	02
1319F	6356	“ “ “ Screw.....	04

IRON BASE

NO.	PLATE	NAME	EACH
54765	6350	Machine Base with three wood screws 1 1/2 in. No. 12 and four each 935D and 42088.....	\$2 00
42088	6366	Machine Cushion (felt).....	02
935D	6366	“ “ “ Screw.....	04

ACCESSORIES

NO.	PLATE	NAME	EACH
1407E	5563	Machine Thumb Screw for 3 in. table....	\$ 30
1408E	5563	“ “ “ “ 2 “ “.....	25
14063	6366	“ “ “ Spring.....	10
9842	6366	“ “ “ “ Washer.....	02

NO.	PLATE	NAME	EACH
25957	6375	Oiler with 25958.....	\$ 12
25958	6375	" Spout, 4 1/2 in. long.....	04
26026	6375	Screw Driver (large).....	10
26485	6375	" " (small).....	05
35095	6375	Tweezers, 6 in.....	40

FOOT LIFTER PARTS

NO.	PLATE	NAME	EACH
6439	—	Chain, 36 in. to 45 in.....	\$ 20

NOTE. When ordering No. 6439 give length required.

4879	6351	Chain Connecting Link for 4885.....	03
54766	6351	Lifting Lever.....	50
54767	6351	" " Extension.....	50
161D	6365	" " " Screw.....	04
54768	6366	" " " Spring.....	10
866D	6365	" " Hinge Screw.....	15
54769	6366	" " Spring.....	05
54770	6366	" " Bracket.....	10
220D	6366	" " " Screw.....	02
7569	6366	" " " Hook.....	05
4881	6350	Treadle.....	30
4882	6351	" Shaft.....	05
4883	6351	" Spring.....	10
4884	6350	" Stand.....	25
4885	6350	Treadle complete, Nos. 4879, 4881 to 4884 and two wood screws 1 in. No. 16	75
54771	—	Foot Lifter complete, Nos. 220D, 866D, 4885, 6439, 7569, 54766 to 54770 and two 161D.....	2 50

THREAD UNWINDER

FOR THREE LARGE SPOOLS OR THREE LARGE CONES OF THREAD.

NO.	PLATE	NAME	EACH
27623	5571	Spool Pin.....	\$ 08
155C	6365	" " Set Screw.....	03
41434	5571	" Rest.....	40
41435	—	" " 41434 with 1149C and three each 155C and 27623.....	75
1149C	6365	Spool Rest Set Screw.....	04
27940	5571	" Stand with 453C.....	20

NO.	PLATE	NAME	EACH
41514	5571	Spool Weight, 4 in. diam., with 41515..	\$ 15
41515	6366	" " Centre Pin.....	05
27739	5571	Thread Cone (wood).....	05
41632	5571	" Guard with 208E and three 41569.....	40
41569	6366	Thread Guard Eyelet.....	02
41637	5571	" " Rod (lower).....	10
41638	5571	" " " (upper).....	15
41639	5571	" " " Coupling with two 456C.....	20
456C	6365	Thread Guard Rod Coupling Set Screw	02
41640	—	Thread Guard Rod complete, 30 in. long, Nos. 41637 to 41639.....	45
453C	6360	Thread Guard Rod Set Screw.....	02
208E	6360	" " Screw.....	02
41438	5571	Thread Unwinder complete, Nos. 27940, 41435, 41632, 41640 and three each 27739, 41514 and wood screws 1 in. No. 12.....	2 30

From the library of: Diamond Needle Corp

NUMERICAL LIST OF PARTS

From the library of: Diamond Needle Corp

NUMERICAL LIST OF PARTS

NO.	PLATE	NAME	EACH
78c	6353	Cylinder Rock Shaft Crank Connecting Rod Hinge Screw.....	\$ 06
110c	6362	Tension (upper thread) Releasing Shaft Crank Link Hinge Screw.....	04
134D	6365	Cylinder Screw.....	05
146D	6365	" Rotary Shaft Bushing Flange Screw.....	05
146D	6365	Hand Wheel Shaft Bushing Flange Screw.....	05
155c	6365	Thread Unwinder Spool Pin Set Screw for 41435.....	03
161D	6365	Lifting Lever Extension Screw for 54771	03
171E	6355	Feed Connecting Rod Cap (small) Screw for 54668.....	03
175E	6365	Crank Connecting Rod Cap (upper) Screw for 54617.....	03
175E	6360	Feed Lifting Connection Adjusting Screw for 54679.....	03
175E	6365	Feed Rod Cap Screw for 54685.....	02
175E	6365	Thread (under) Take-up Eccentric Connection Cap (small) Screw for 54748.....	02
185H	6360	Looper Carrier Adjusting Screw for 54691.....	02
189D	6366	Cylinder End Cover Lock Spring Cap Screw.....	02
190D	6356	Presser Foot Screw.....	03
190D	6363	Thread (under) Nipper Bracket Screw.....	03
202D	6356	Looper Carrier Slide Block Holder Clamping Screw for 54696.....	02
202D	6356	Seam Guide Screw for 54622.....	02
203c	6364	Slack Thread Regulator Screw.....	03
203c	6364	" " " Spring Bracket Screw.....	03
207E	6361	Needle Bar Connecting Stud Clamping Screw for 54713.....	02
207D	6361	Presser Bar Guide Bracket Clamping Screw for 54718.....	02
207D	6361	Presser Bar Lifting Bracket Clamping Screw for 54720.....	02
208D	6360	Looper Carrier Slide Block Ball Stud Clamping Screw for 54696.....	02
208E	6360	Thread Unwinder Thread Guard Screw for 41632.....	02

From the library of: Diamond Needle Corp

NUMERICAL LIST OF PARTS

NUMERICAL LIST OF PARTS

NO.	PLATE	NAME	EACH
209F	6361	Needle Set Screw for 54714.....	\$ 02
211D	6353	Cylinder Rock Shaft Crank Connecting Link Adjusting Screw for 54633.....	02
211F	6360	Looper Carrier Holder Clamping Screw for 54693.....	02
217F	6361	Thread (upper) Take-up Screw.....	03
218D	6360	Looper Carrier Slide Block Holder Stud Connection Flange Cap Screw for 54702.....	02
220D	6366	Lifting Lever Spring Bracket Screw for 54771.....	02
229D	6360	Looper Needle Guard Screw.....	02
229D	6356	Throat Plate Guide Screw for 54762....	02
233D	6363	Thread (under) Nipper Spring Screw....	02
289H	6365	Arm Side Cover Thumb Screw for 54606	08
316F	6362	Tension (upper thread) Releasing Shaft Stop Screw.....	03
345C	6365	Cloth Plate Bracket Screw for 54836....	10
376D	6362	Tension (upper thread) Bracket Screw..	05
389F	6365	Cloth Plate Screw for 54837.....	04
391D	6365	Cylinder Top Cover (front) Screw for 54619.....	02
430C	6365	Pulley Set Screw for 54727.....	04
435C	6353	Cylinder Rock Shaft Crank Connecting Rod Arm Hinge Stud Set Screw.....	04
440C	6360	Looper Carrier Slide Block Holder Stud Bushing Set Screw.....	03
447C	6360	Looper Set Screw for 54691.....	03
448C	6355	Cylinder Rotary Shaft Gear Disengaging Ball Lever Holder Set Screw for 54654	03
448C	6355	Hand Wheel Set Screw for 54686.....	03
448C	6355	" " Shaft Gear Set Screw for 54689.....	03
453C	6360	Hand Wheel Shaft Collar Set Screw for 23414.....	02
453C	6360	Thread Unwinder Thread Guard Rod Set Screw for 27940.....	02
456C	6365	Thread Unwinder Thread Guard Rod Coupling Set Screw for 41639.....	02
457C	6353	Cylinder Rock Shaft Crank Set Screw for 54632.....	02
457C	6359	Feed Eccentric Flange Set Screw for 54678.....	02
457C	6360	Feed Lifting Eccentric Set Screw for 54682.....	02
457C	6364	Thread (under) Take-up Eccentric Set Screw for 54747.....	02

NUMERICAL LIST OF PARTS

NO.	PLATE	NAME	EACH
459F	6363	Thread (under) Pull-off Thread Guard Stop Screw for 54742.....	\$ 04
459F	6363	Thread (under) Take-up Thread Guard Stop Screw for 54755.....	04
460C	6366	Cylinder Top Cover (back) Hinge Pin Set Screw for 54619.....	02
460C	6363	Thread (under) Pull-off Set Screw for 54741.....	02
462C	6363	Thread (under) Take-up Set Screw for 54743.....	02
462C	6363	Thread (under) Take-up Shaft Screw Centre Set Screw.....	02
465C	6353	Cylinder Rock Shaft Collar Set Screw for 54631.....	02
465C	6359	Feed Dog Carrier Set Screw for 54683..	02
563C	6361	Needle Bar Bushing (lower) Set Screw	04
563C	6361	" " " (upper) " "	04
620C	6360	Looper Carrier Hinge Pin Set Screw for 54693.....	02
624C	6360	Feed Lifting Eccentric Position Screw for 54682.....	03
624C	6360	Looper Carrier Slide Block Holder Stud Connection Flange Set Screw for 54702	03
624C	6362	Tension (upper thread) Releasing Shaft Crank Set Screw for 54736.....	03
624C	6364	Thread (under) Take-up Eccentric Position Screw for 54747.....	03
624C	6363	Thread (under) Take-up Shaft Crank Set Screw for 54753.....	03
641C	6359	Feed Eccentric Adjusting Screw.....	03
665D	6355	Cylinder Top Cover (front) Spring Screw for 54665.....	02
732D	6365	Arm Side Plate Thumb Screw for 54601	10
743C	6364	Thread (upper) Controller Post Set Screw.....	05
767D	6355	Cylinder Thread Cover Screw.....	02
810D	6353	" Rock Shaft Crank Connecting Link Cap Screw.....	03
828F	6362	Tension (under thread) Screw Stud....	08
866D	6365	Lifting Lever Hinge Screw for 54771....	15
896E	6355	Feed Connecting Rod Cap (large) Screw for 54668.....	04
896E	6363	Thread (under) Take-up Driving Lever Bracket Screw.....	04
896E	6355	Thread (under) Take-up Eccentric Con- nection Cap (large) Screw for 54748..	04
928C	6363	Thread (under) Take-up Shaft Screw Centre.....	06

NUMERICAL LIST OF PARTS

NO.	PLATE	NAME	EACH
935D	6366	Machine Cushion Screw for 54765.....	\$ 04
974F	6364	Thread (upper) Controller Hinge Screw	06
978F	6365	Cylinder End Cover Slide (back) Stop Screw.....	05
998C	6360	Looper Carrier Slide Block Holder Stud Connection Flange Position Screw for 54702.....	04
999F	6363	Thread (under) Take-up Shaft Crank Connection Hinge Screw.....	05
999F	6364	Thread (upper) Controller Connection Hinge Screw.....	05
1057E	6365	Crank Connecting Rod Cap (lower) Screw for 54616.....	04
1057E	6359	Feed Driving Lever Arm Clamping Screw for 54676.....	04
1080F	6356	Presser Foot Hinge Screw for 54726 and 54849.....	02
1100D	6355	Feed Connecting Rod Position Pin and Plate Screw.....	02
1136D	6365	Face Plate Thumb Screw.....	10
1145D	6363	Thread (under) Pull-off Thread Guard Hinge Screw.....	03
1145D	6363	Thread (under) Take-up Thread Guard Hinge Screw.....	03
1149C	6365	Thread Unwinder Spool Rest Set Screw for 41435.....	04
1186F	6365	Cylinder Rotary Shaft Bushing Screw.	04
1186F	6365	Hand Wheel Shaft Bushing Screw.....	04
1190F	6360	Looper Carrier Slide Block Holder Stud Cap Screw for 54697.....	02
1200C	6360	Feed Lifting Connection Joint Hinge Screw.....	05
1247C	6355	Cylinder Rotary Shaft Gear Disengaging Ball Lever Hinge Screw.....	05
1253C	6363	Thread (under) Take-up Driving Lever Arm Set Screw for 54745.....	03
1266C	6365	Cylinder Rotary Shaft Bushing Set Screw for 54775, for 54619.....	02
1302D	6363	Thread (under) Take-up Eccentric Con- nection Position Pin and Plate Screw..	02
1319F	6356	Throat Plate Screw.....	04
1354C	6365	Pulley Position Screw for 54727.....	04
1407E	5563	Machine Thumb Screw for 3 in. table (Accessories).....	30
1408E	5563	Machine Thumb Screw for 2 in. table (Accessories).....	25
1425D	6365	Cylinder Rotary Shaft Bushing Flange Cover Hinge Screw.....	06

NUMERICAL LIST OF PARTS

NO.	PLATE	NAME	EACH
1425D	6364	Slack Thread Regulator Spring Screw..	\$ 06
1449H	6361	Needle Clamp Thread Retainer Screw for 54709.....	03
1477C	6353	Cylinder Rock Shaft Crank Connecting Rod Hinge Pin Set Screw for 54605..	02
1484F	6362	Thread Tube Screw.....	03
1520E	6353	Crank Connecting Rod Ball Screw Stud Nut.....	03
1520E	6361	Needle Bar Connecting Link Hinge Stud Nut.....	03
1543D	6365	Pressure Regulating Thumb Screw Lock Nut.....	05
1547D	6362	Tension (upper thread) Releasing Shaft Stop Screw Nut.....	03
1560C	6362	Tension (under thread) Regulating Thumb Nut.....	04
1560C	6362	Tension (upper thread) Regulating Thumb Nut.....	04
1606C	6359	Feed Driving Lever Hinge Screw Nut..	05
1713E	6365	" Rod Nut for 54683.....	03
1722E	6353	Crank Connecting Rod Nut (lower) for 54610.....	03
1722E	6353	Cylinder Rock Shaft Crank Connecting Rod Nut (lower) for 54635.....	03
1723E	6353	Crank Connecting Rod Nut (upper) for 54610.....	03
1723E	6353	Cylinder Rock Shaft Crank Connecting Rod Nut (upper) for 54635.....	03
2102	6362	Tension (under thread) Disc.....	05
2102	6362	" (upper thread) Disc.....	05
2827	6362	Face Plate Thread Guard with 8505, for 54667B.....	02
3021	6366	Arm Side Plate Spring Rivet for 54607. per 100.....	25
4879	6351	Chain Connecting Link for 4885.....	03
		Nos. 4881 TO 4884 FOR 4885.	
4881	6350	Treadle.....	30
4882	6351	" Shaft.....	05
4883	6351	" Spring.....	10
4884	6350	" Stand.....	25
4885	6350	Treadle complete for 54771, Nos. 4879, 4881 to 4884 and two wood screws 1 in. No. 16.....	75
6439	—	Chain, 36 in. to 45 in., for 54771.....	20

NOTE. When ordering No. 6439 give length
required.

NUMERICAL LIST OF PARTS

NO.	PLATE	NAME	EACH
7569	6366	Lifting Lever Spring Hook for 54771...	\$ 05
8505	6362	Face Plate Thread Guard Rivet for 2827..... per 100	10
9842	6366	Machine Thumb Screw Spring Washer (Accessories).....	02
10148	6362	Tension (under thread) Spring.....	03
14063	6366	Machine Thumb Screw Spring (Accessories).....	10
17547	6362	Tension (under thread) Thread Guide..	25
17547	6362	" (upper thread) Thread Guide..	25
19020	6366	Cylinder Rotary Shaft Bushing Flange Cover Friction Washer.....	02
23414	6360	Hand Wheel Shaft Collar with two 453c	50
25957	6375	Oiler with 25958 (Accessories).....	12
25958	6375	" Spout, 4½ in. long. for 25957.....	04
26026	6375	Screw Driver, large (Accessories).....	10
26276	6356	Presser Foot Hinge Pin for 54726 and 54849.....	01
26485	6375	Screw Driver, small (Accessories).....	05
27623	5571	Thread Unwinder Spool Pin for 41435..	08
27739	5571	" " Thread Cone (wood) for 41438.....	05
27940	5571	Thread Unwinder Spool Stand with 453c, for 41438.....	20
32572	6362	Tension (upper thread) Releasing Disc.	10
35095	6375	Tweezers, 6 in. (Accessories).....	40
41434	5571	Thread Unwinder Spool Rest for 41435	40
41435	—	" " " " 41434 with 1149c and three each 155c and 27623, for 41438.....	75
41438	5571	Thread Unwinder complete, for three large spools or three large cones of thread, Nos. 27940, 41435, 41632, 41640 and three each 27739, 41514 and wood screws 1 in. No. 12.....	2 30
41514	5571	Thread Unwinder Spool Weight, 4 in. diam., with 41515, for 41438.....	15
41515	6366	Thread Unwinder Spool Weight Centre Pin for 41514.....	05
41569	6366	Thread Unwinder Thread Guard Eyelet for 41632.....	02
41632	5571	Thread Unwinder Thread Guard with 208E and three 41569, for 41438.....	40
Nos. 41637 to 41639 for 41640.			
41637	5571	Thread Unwinder Thread Guard Rod (lower).....	10

NUMERICAL LIST OF PARTS

NO.	PLATE	NAME	EACH
41638	5571	Thread Unwinder Thread Guard Rod (upper).....	\$ 15
41639	5571	Thread Unwinder Thread Guard Rod Coupling with two 456c.....	20
41640	—	Thread Unwinder Thread Guard Rod complete, 30 in. long, for 41438, Nos. 41637 to 41639.....	45
42088	6366	Machine Cushion (felt) for 54765.....	02
46111	6366	Face Plate Pin.....	02
46224	6355	Arm Oil Cup.....	05
46224	6355	Crank Connecting Rod Oil Cup for 54613 and 54614.....	05
46224	6355	Cylinder Rotary Shaft Bushing Flange Oil Cup for 54646.....	05
46224	6355	Feed Connecting Rod Oil Cup for 54668	05
46224	6355	Hand Wheel Shaft Bushing Flange Oil Cup for 54668.....	05
50127c	6353	Crank Connecting Rod Ball Screw Stud for 54617.....	20
50128c	6356	Feed Dog Screw.....	04
50129c	6359	" Driving Lever Hinge Screw.....	40
50130c	6359	" Eccentric Hinge Screw.....	05
50131c	6361	Presser Bar Lifter Hinge Screw.....	10
50132b	6365	Pressure Regulating Thumb Screw.....	10
50133f	6362	Tension (upper thread) Screw Stud.....	12
50135c	6353	Arm Rock Shaft Crank (back) Set Screw for 54603.....	06
50135c	6353	Arm Rock Shaft Crank (front) Set Screw for 54604.....	06
50135c	6353	Arm Rock Shaft Crank (intermediate) Position Screw for 54605.....	06
50136c	6353	Arm Rock Shaft Crank (intermediate) Set Screw for 54605.....	04
*54601	—	Arm with 732D and 54607.....	20 00
54602	6352	" Rock Shaft.....	1 00
54603	6353	" " Crank (back) with two 50135c.....	1 00
54604	6361	Arm Rock Shaft Crank (front) with two 50135c.....	1 00
54605	6353	Arm Rock Shaft Crank (intermediate) with 1477c, 50135c and 50136c.....	1 25
54606H	6351	Arm Side Cover with 289H.....	30
*54607	—	" " Plate with 54608 and two 3021, for 54601.....	60
54608	6366	Arm Side Plate Spring for 54607.....	05
54609	6366	Belt Guide for 54647.....	10

NUMERICAL LIST OF PARTS

NO.	PLATE	NAME	EACH
54610	6352	Crank Connecting Rod complete, Nos. 1722E, 1723E, 54611 and 54616 to 54618.	\$3 75
*54611	—	Crank Connecting Rod (duralumin) rod only, for 54610.	50
*54612	—	Crank Connecting Rod Cap (lower) for 54616.	—
*54613	—	Crank Connecting Rod Cap (upper) with 46224, for 54617.	—
*54614	—	Crank Connecting Rod End Bearing (lower) with 46224, for 54616.	—
*54615	—	Crank Connecting Rod End Bearing (upper) for 54617.	—
Nos. 54616 TO 54618 FOR 54610.			
*54616	—	Crank Connecting Rod Head (lower) Nos. 54612, 54614 and two 1057E.	1 50
*54617	—	Crank Connecting Rod Head (upper) Nos. 50127C, 54613, 54615 and two 175E.	1 50
54618	6353	Crank Connecting Rod Position Pin and Bracket (solid).	15
*54619	—	Cylinder with 460c, 1266c, 54629, 54643, 54644, 54649, 54663 to 54665, 54775 and two 391D.	12 00
54620	6366	Cylinder Dowel Pin.	05
54621	—	" End Cover for 54622.	2 00
54622	6352	Cylinder End Cover complete, Nos. 202D, 54621, 54625 to 54627, 54728 and two 54628.	4 65
54623	6366	Cylinder End Cover Lock Spring.	05
54624	6366	" " " " Cap.	25
Nos. 54625 TO 54628 FOR 54622.			
54625	—	Cylinder End Cover Slide (back).	75
54626	—	" " " " (front).	75
54627	6366	" " " " Hinge Pin.	02
54628	6366	Cylinder End Cover Slide (front) Rivet	01
54629	6364	" Oil Tube, for oiling 54744, for 54619.	03
54630	6352	Cylinder Rock Shaft.	1 00
54631	6353	" " " Collar with two 465c.	30
54632	6353	Cylinder Rock Shaft Crank with two 457c.	75
54633	6353	Cylinder Rock Shaft Crank Connecting Link with two each 211D and 54634.	1 00

NUMERICAL LIST OF PARTS

NO.	PLATE	NAME	EACH
54634	6353	Cylinder Rock Shaft Crank Connecting Link Adjusting Gib for 54633.	\$ 05
54635	6353	Cylinder Rock Shaft Crank Connecting Rod complete, Nos. 1722E, 1723E and 54636 to 54638.	2 15
Nos. 54636 TO 54638 FOR 54635.			
*54636	—	Cylinder Rock Shaft Crank Connecting Rod (duralumin) rod only.	50
*54637	—	Cylinder Rock Shaft Crank Connecting Rod End Bearing (lower).	60
*54638	—	Cylinder Rock Shaft Crank Connecting Rod End Bearing (upper).	1 00
54639	6353	Cylinder Rock Shaft Crank Connecting Rod Arm.	80
54640	6353	Cylinder Rock Shaft Crank Connecting Rod Arm Hinge Stud.	20
54641	6353	Cylinder Rock Shaft Crank Connecting Rod Hinge Pin.	20
54642	6350	Cylinder Rotary Shaft with 54657.	5 00
54643	6364	" " " (back) Bearing Oil Tube for 54619.	03
54644	6364	Cylinder Rotary Shaft (back) Bearing Vent Tube for 54619.	03
54645	6354	Cylinder Rotary Shaft Bushing for 54646.	1 00
54645	6354	Hand Wheel Shaft Bushing for 54688.	1 00
54646	6350	Cylinder Rotary Shaft Bushing Flange with 46224.	2 00
54647	6350	Cylinder Rotary Shaft Bushing Flange Cover with 54609.	15
54648	6366	Cylinder Rotary Shaft Bushing Oil Pad (braided cotton).	01
54648	6366	Hand Wheel Shaft Bushing Oil Pad (braided cotton).	01
54649	6364	Cylinder Rotary Shaft Front Bearing Oil Tube for 54619.	03
54650	6354	Cylinder Rotary Shaft Gear.	3 00
54651	—	" " " Disengaging Ball for 54652.	40
54652	6355	Cylinder Rotary Shaft Gear Disengaging Ball 54651 with 54653.	80
54653	—	Cylinder Rotary Shaft Gear Disengaging Ball Lever for 54652.	40
54654	6355	Cylinder Rotary Shaft Gear Disengaging Ball Lever Holder with two 448c.	2 00
54655	—	Cylinder Rotary Shaft Gear Disengaging Flange for 54656.	1 50

NUMERICAL LIST OF PARTS

NO.	PLATE	NAME	EACH
54656	6354	Cylinder Rotary Shaft Gear Disengaging Flange 54655 with 54659 and three 54658.....	\$2 00
54657	6355	Cylinder Rotary Shaft Gear Disengaging Flange Key for 54642.....	20
*54658	—	Cylinder Rotary Shaft Gear Disengaging Flange Plug (wood) for 54656.....	01
*54659	—	Cylinder Rotary Shaft Gear Disengaging Flange Ring (leather) for 54656.....	50
54660	6355	Cylinder Rotary Shaft Gear Disengaging Flange Spring.....	05
54661	6355	Cylinder Rotary Shaft Gear Washer.....	25
54662	6355	" Thread Cover.....	25
Nos. 54663 TO 54665 FOR 54619.			
*54663	—	Cylinder Top Cover (back).....	75
54664	6366	" " " " Hinge Pin....	05
*54665	—	" " " (front) with 665D and 54666.....	75
54666	6355	Cylinder Top Cover (front) Spring for 54665.....	05
54667B	6351	Face Plate with two 2827.....	60
54668	6355	Feed Connecting Rod with 46224, 54669, 54670 and two each 171E and 896E..	1 75
*54669	—	Feed Connecting Rod Cap (large) for 54668.....	—
*54670	—	Feed Connecting Rod Cap (small) for 54668.....	—
*54670	—	Feed Rod Cap for 54685.....	—
54671	6355	" Connecting Rod Position Pin and Plate (solid).....	15
54672	6356	Feed Dog.....	1 00
54673	6359	" " Adjusting Wedge.....	25
54674	6359	" " Carrier for 54683.....	1 25
54675	6359	" Driving Lever.....	1 25
54676	6359	" " Arm with 1057E... ..	1 00
54677	6359	" Eccentric.....	1 35
54678	6359	" " Flange with two 457C... ..	1 25
54679	6360	" Lifting Connection with 175E and 54680.....	1 25
54680	6360	Feed Lifting Connection Adjusting Gib for 54679.....	05
54681	6360	Feed Lifting Connection Joint.....	50
54682	6360	" " Eccentric with 457C and 624C.....	1 25
54683	6352	Feed Rod complete, Nos. 1713E, 54674, 54684, 54685 and two 465C.....	3 80

NUMERICAL LIST OF PARTS

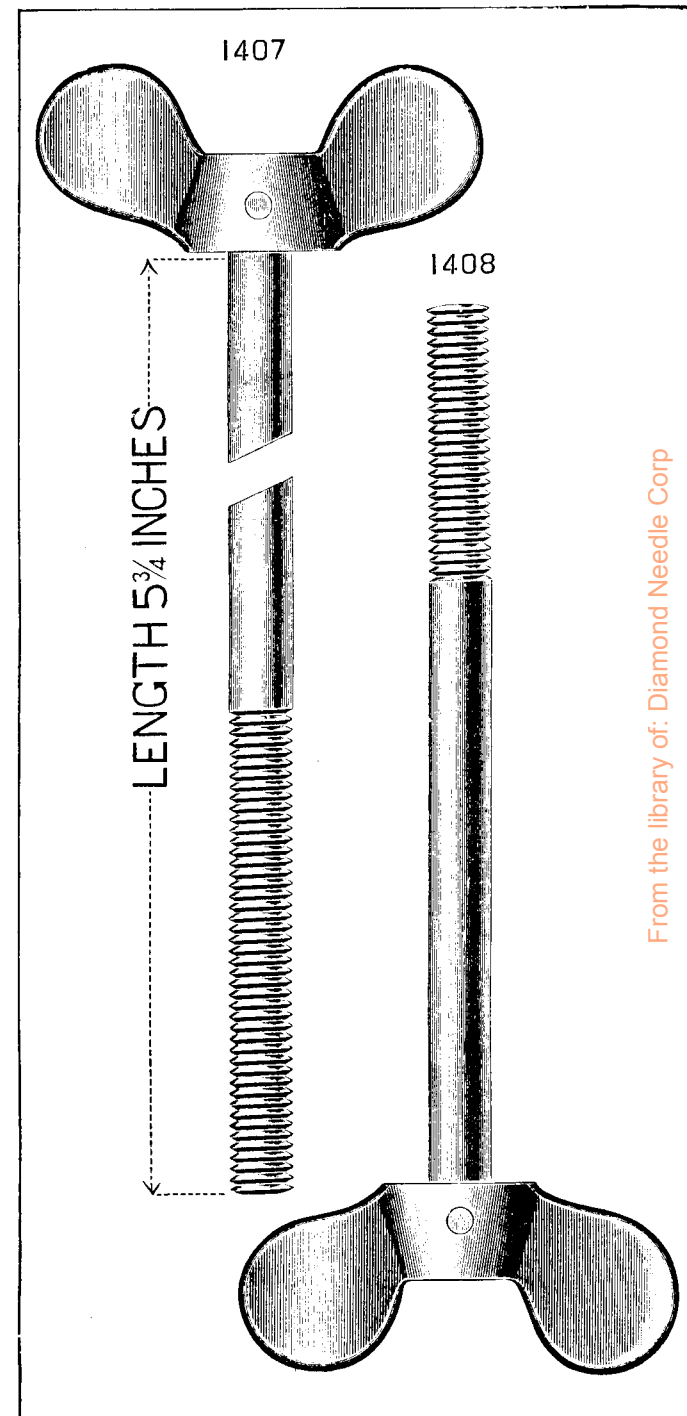
NO.	PLATE	NAME	EACH
54684	6352	Feed Rod (rod only) for 54683.....	\$1 25
54685	—	" " Head, Nos. 54670, 54774 and two 175E, for 54683.....	1 25
54686	6350	Hand Wheel (aluminum) with two 448C	1 25
54687	6354	" " Shaft.....	50
54688	6350	" " " Bushing Flange with 46224.....	2 00
54689	6354	Hand Wheel Shaft Gear with two 448C.	2 00
54690	6360	Looper with 54707.....	2 25
54691	6360	" Carrier with 447C and two 185H	3 50
54692	6360	" " Hinge Pin.....	20
54693	6360	" " Holder with 620C and two 211F.....	1 25
54694	6360	Looper Carrier Slide Block (two pieces) with 54695 and two 54705.....	2 00
*54695	—	Looper Carrier Slide Block Ball Stud for 54694.....	40
54696	6360	Looper Carrier Slide Block Holder with 202D and 208D.....	50
*54697	—	Looper Carrier Slide Block Holder Stud with 1190F, 54700 and 54704, for 54698.....	1 75
54698	6360	Looper Carrier Slide Block Holder Stud 54697 with 54701 and 54702.....	3 75
54699	6360	Looper Carrier Slide Block Holder Stud Bushings (eccentric).....	—
*54700	—	Looper Carrier Slide Block Holder Stud Cap for 54697.....	30
*54701	—	Looper Carrier Slide Block Holder Stud Connection (ball ends) for 54698.....	50
*54702	—	Looper Carrier Slide Block Holder Stud Connection Flange with 624C, 998C, 54703 and two 218D, for 54698.....	1 50
*54703	—	Looper Carrier Slide Block Holder Stud Connection Flange Cap for 54702.....	—
54704	—	Looper Carrier Slide Block Holder Stud Key for 54697.....	20
54705	6360	Looper Carrier Slide Block Pin for 54694	25
54706	6360	" Needle Guard.....	40
54707	6360	" " " Steady Pin for 54690..... per 100	25
54708	6352	Needle Bar (hollow) for 54709.....	1 00
54709	—	Needle Bar complete, Nos. 1449H, 54708 and 54714 to 54716.....	2 50
54710	6361	Needle Bar Bushing (lower).....	25
54710	6361	" " " (upper).....	25
54711	6361	" " Connecting Link.....	75

NO.	PLATE	NAME	EACH
54712	6361	Needle Bar Connecting Link Hinge Stud	\$ 15
54713	6361	" " " Stud with 207E.	50
Nos. 54714 TO 54716 FOR 54709.			
54714	6361	Needle Clamp with two 209F.....	1 35
54715	6361	" " Thread Retainer.....	10
54716	6361	" " " " Spring.....	02
54717	6361	Presser Bar.....	25
54718	6361	" " Guide Bracket with 207D....	50
54719	6361	" " Lifter.....	35
54720	6361	" " Lifting Bracket with 207D..	75
54721	6351	" " Spring (flat).....	50
54722	6361	" " " Stud.....	01
54723	—	" Foot Hinge Block for 54726 and 54849.....	50
54724	—	Presser Foot Plate for 54726.....	2 25
54725	—	" " Shank for 54726 and 54849	75
54726	6357	Presser Foot (double hinged) grooved on bottom, complete, Nos. 26276, 54723 to 54725 and two 1080F.....	3 50
54727	6354	Pulley with 430c and 1354c.....	60
54728	6356	Seam Guide, for medium and heavy work, for 54622.....	1 00
54729	6356	Seam Guide, for light work.....	1 50
54730	6364	Slack Thread Regulator.....	1 25
54731	6364	" " " Spring.....	05
54732	6364	" " " Bracket.....	40
54733	6362	Tension (upper thread) Bracket.....	75
54734	6362	" " " Releasing Pin..	01
54735	6362	" " " " Shaft	50
54736	6362	" " " " "	
		Crank with 624c.....	1 00
54737	6362	Tension (upper thread) Releasing Shaft Crank Link.....	50
54738	6362	Tension (upper thread) Spring.....	05
54740	6363	Thread (under) Nipper Spring.....	10
54741	6363	" " Pull-off with 460c.....	1 00
54742	6363	" " " Thread Guard with 459F.....	1 00
54743	6363	Thread (under) Take-up with 462c....	1 00
54744	6363	" " " Driving Lever	80
54745	6363	" " " " "	
		Arm with 1253c.....	80
54746	6363	Thread (under) Take-up Driving Lever Bracket.....	30
54747	6364	Thread (under) Take-up Eccentric with 457c and 624c.....	1 00

NO.	PLATE	NAME	EACH
54748	6364	Thread (under) Take-up Eccentric Con- nection with 54749, 54750 and two each 175E and 896E.....	\$1 50
*54749	—	Thread (under) Take-up Eccentric Con- nection Cap (large) for 54748.....	—
*54750	—	Thread (under) Take-up Eccentric Con- nection Cap (small) for 54748.....	—
54751	6363	Thread (under) Take-up Eccentric Con- nection Position Pin and Plate (solid)	15
54752	6363	Thread (under) Take-up Shaft.....	30
54753	6363	" " " " C r a n k with 624c.....	50
54754	6363	Thread (under) Take-up Shaft Crank Connection.....	50
54755	6363	Thread (under) Take-up Thread Guard with 459F.....	75
54756	6364	Thread (upper) Controller.....	40
54757	6364	" " " Connection..	50
54758	6364	" " " Post.....	50
54759	6361	" " Take-up.....	10
54760	6351	" Tube for 54773.....	75
54761	6364	" " " 54619.....	10
54762	6356	Throat Plate with 54763, 54764 and two 229D, for 54672.....	75
54763	6356	Throat Plate Guide (left) for 54762....	25
54764	6356	" " " (right) for 54762....	25
54765	6350	Machine Base with three wood screws 1 1/2 in. No. 12 and four each 935D and 42088.....	00
Nos. 54766 TO 54770 FOR 54771.			
54766	6351	Lifting Lever.....	50
54767	6351	" " Extension.....	50
54768	6366	" " " Spring.....	10
54769	6366	" " " Spring.....	05
54770	6366	" " " Bracket.....	10
54771	—	Foot Lifter complete, Nos. 220D, 866D, 4885, 6439, 7569, 54766 to 54770 and two 161D.....	2 50
54772	6362	Thread Tube Bracket for 54773.....	25
54773	—	" " 54760 with 54772.....	1 00
*54774	—	Feed Rod End Bearing for 54685.....	—
*54775	—	Cylinder Rotary Shaft Bushing for 54619	25
54826	6363	Thread (under) Nipper Bracket for 54827.....	1 25
54827	6356	Thread (under) Pull-off Thread Guard and Thread (under) Take-up Thread Guard Spring for 54826.....	05

NO.	PLATE	NAME	EACH
54828	6356	Thread (under) Pull-off Thread Guard and Thread (under) Take-up Thread Guard Spring Stop Pin for 54826.....	\$ 01
54835	6350	Cloth Plate for 54837.....	1 40
54836	6350	" " Bracket with 345C, for 54837	40
54837	—	Cloth Plate with Bracket complete, Nos. 54835, 54836 and two 389F.....	1 80
54848	—	Presser Foot Plate for 54849.....	2 25
54849	6357	Presser Foot (double hinged) complete, Nos. 26276, 54723, 54725, 54848 and two 1080F.....	3 50
54850	6356	Throat Plate with 54763, 54764 and two 229D, for $\frac{3}{16}$ in. gauge, for 54672, for covering overlock seams.....	1 75

PLATE 5563—FULL SIZE



From the library of: Diamond Needle Corp

PLATE 5571—ONE-FOURTH SIZE

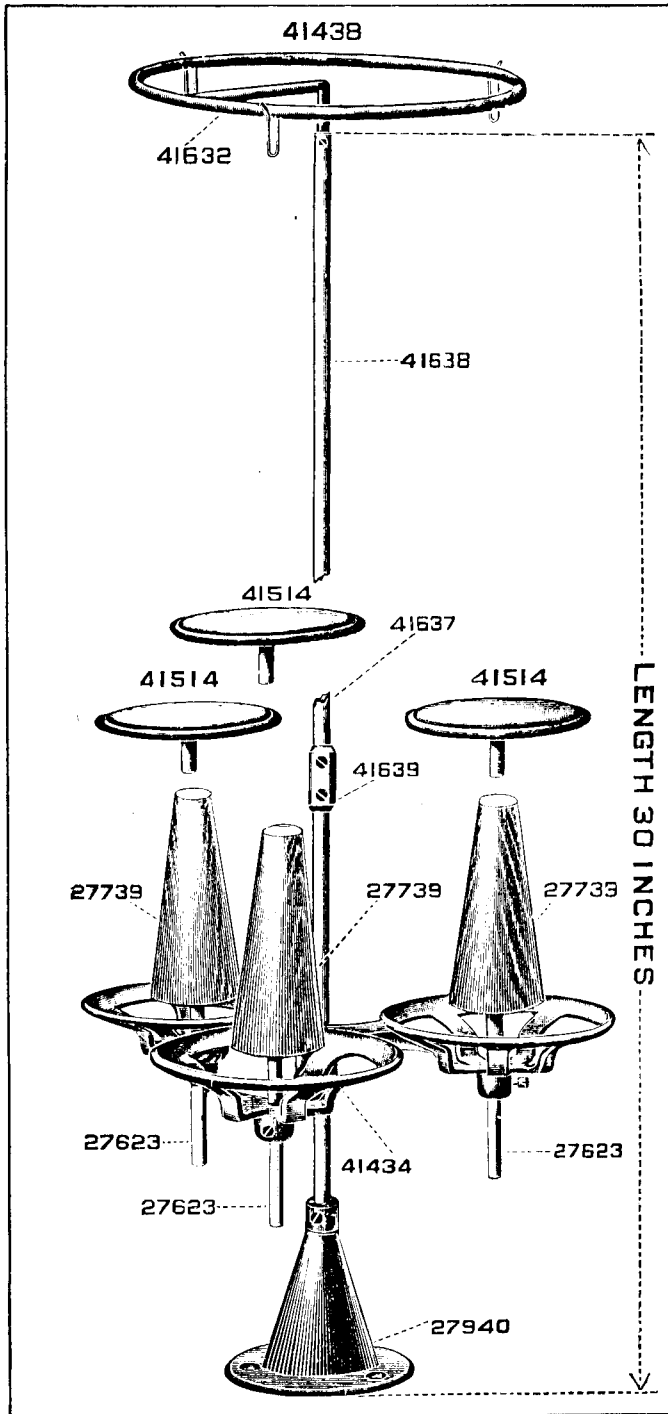
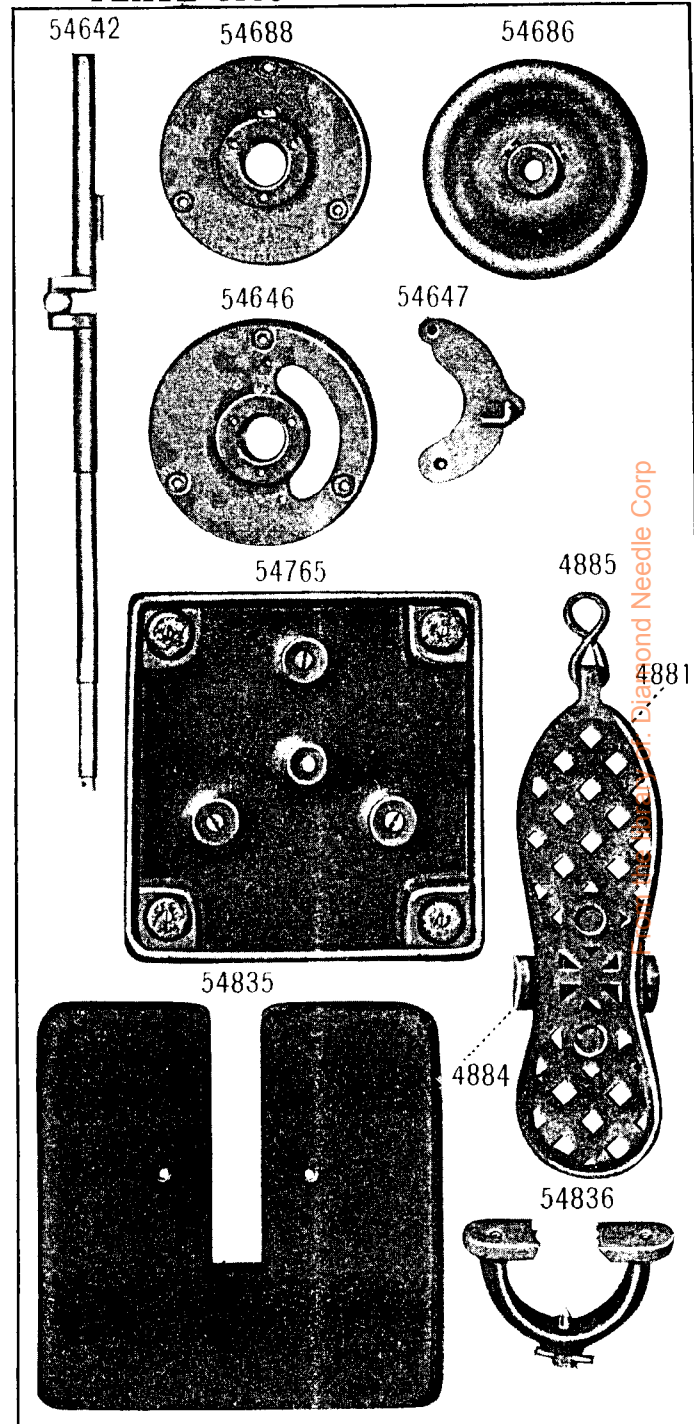


PLATE 6350—ONE FOURTH SIZE



Wm. B. Bond Needle Corp

PLATE 6351—ONE-HALF SIZE

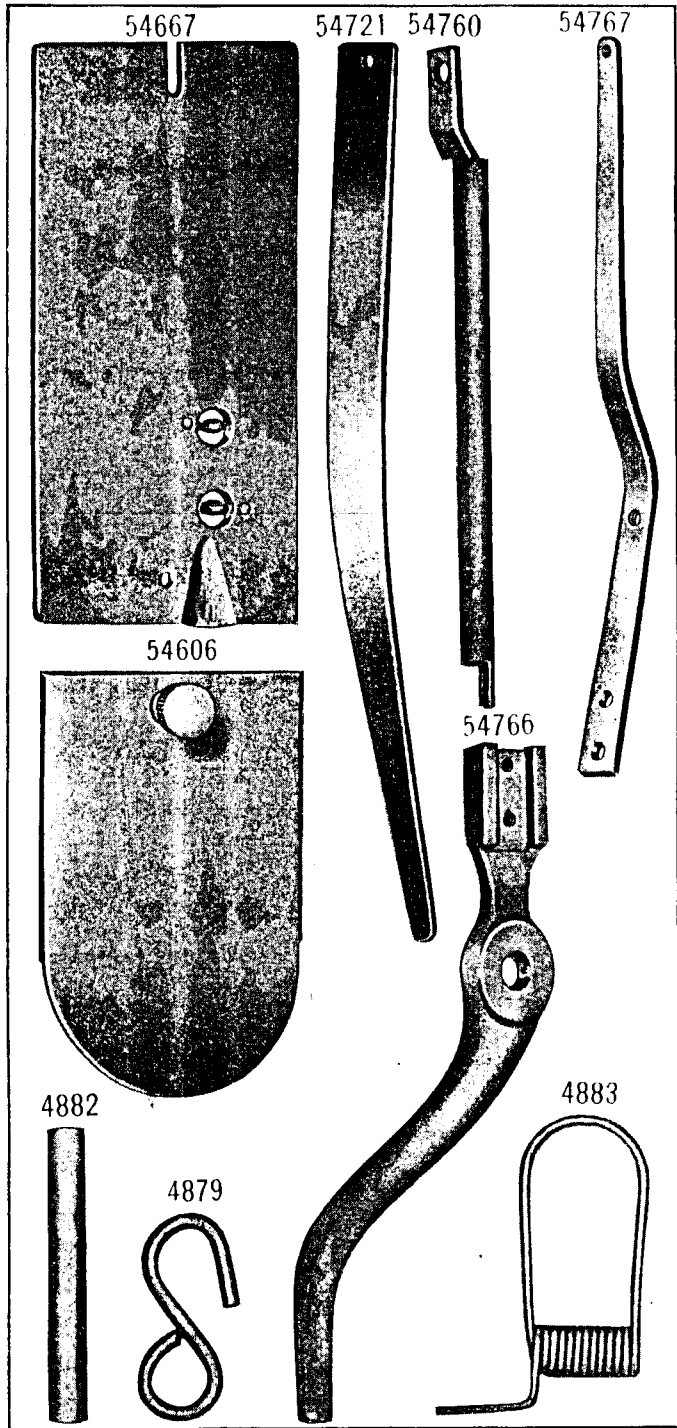
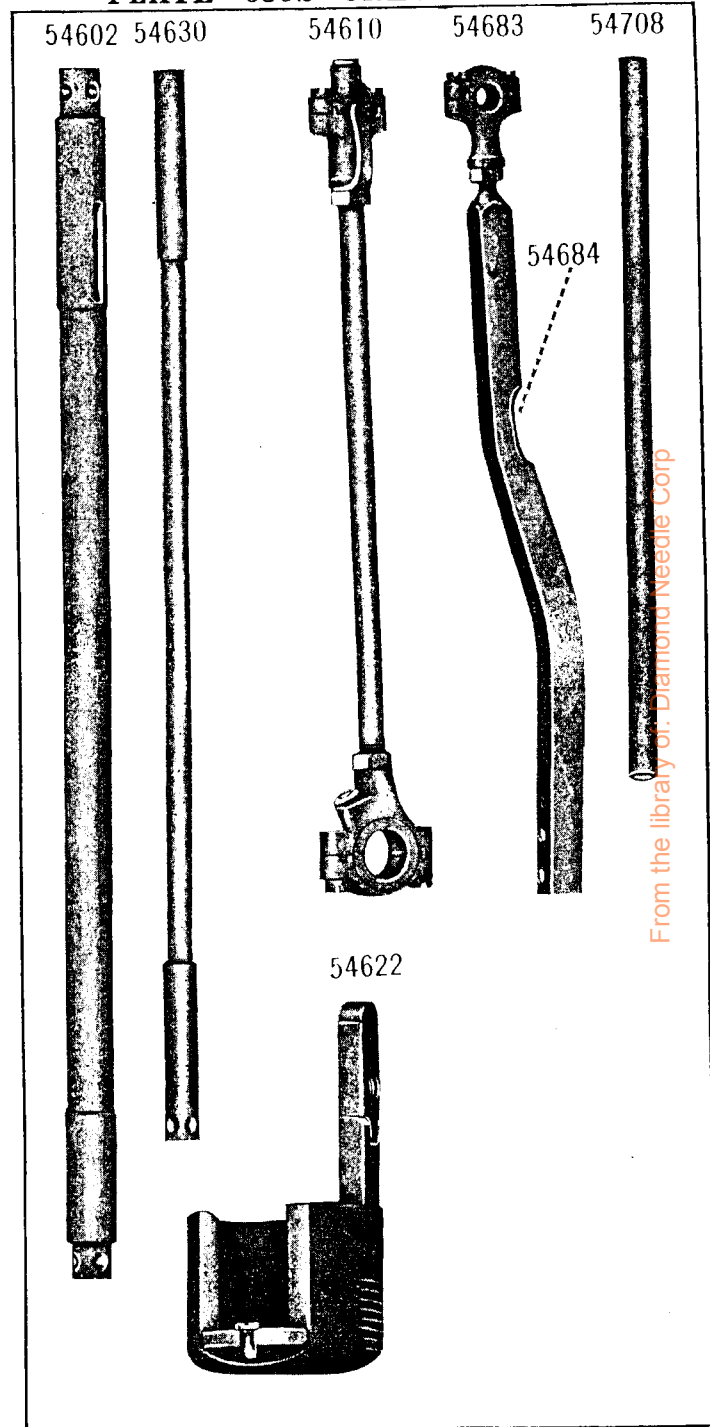


PLATE 6352—ONE-HALF SIZE



From the library of: Diamond Needle Corp

PLATE 6353—FULL SIZE

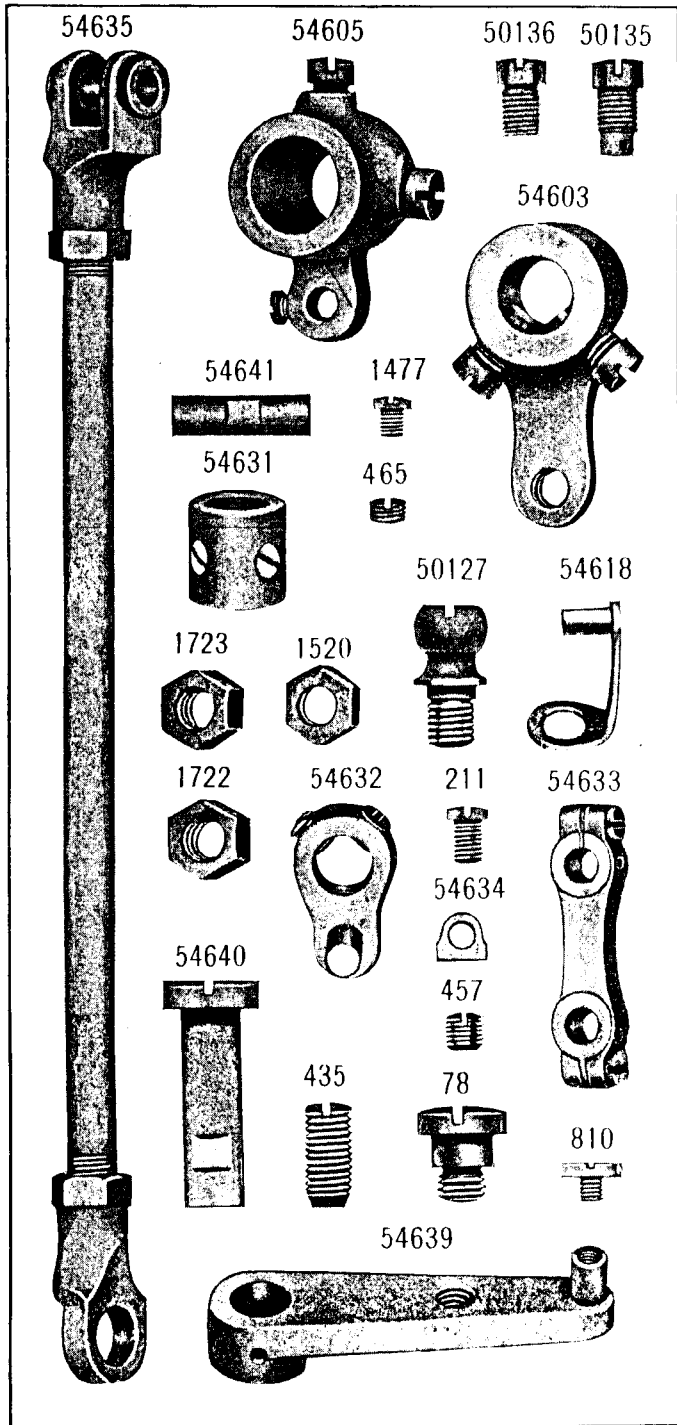
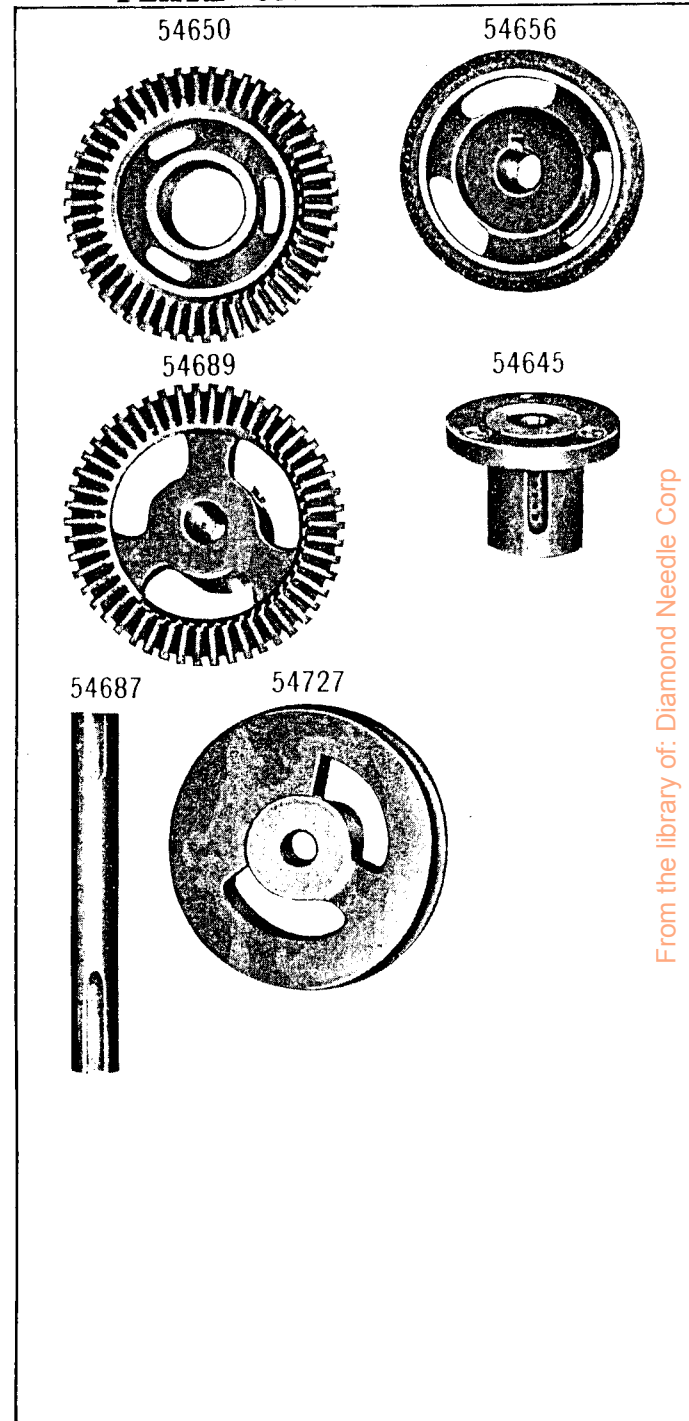


PLATE 6354—ONE-HALF SIZE



From the library of: Diamond Needle Corp

PLATE 6355—FULL-SIZE

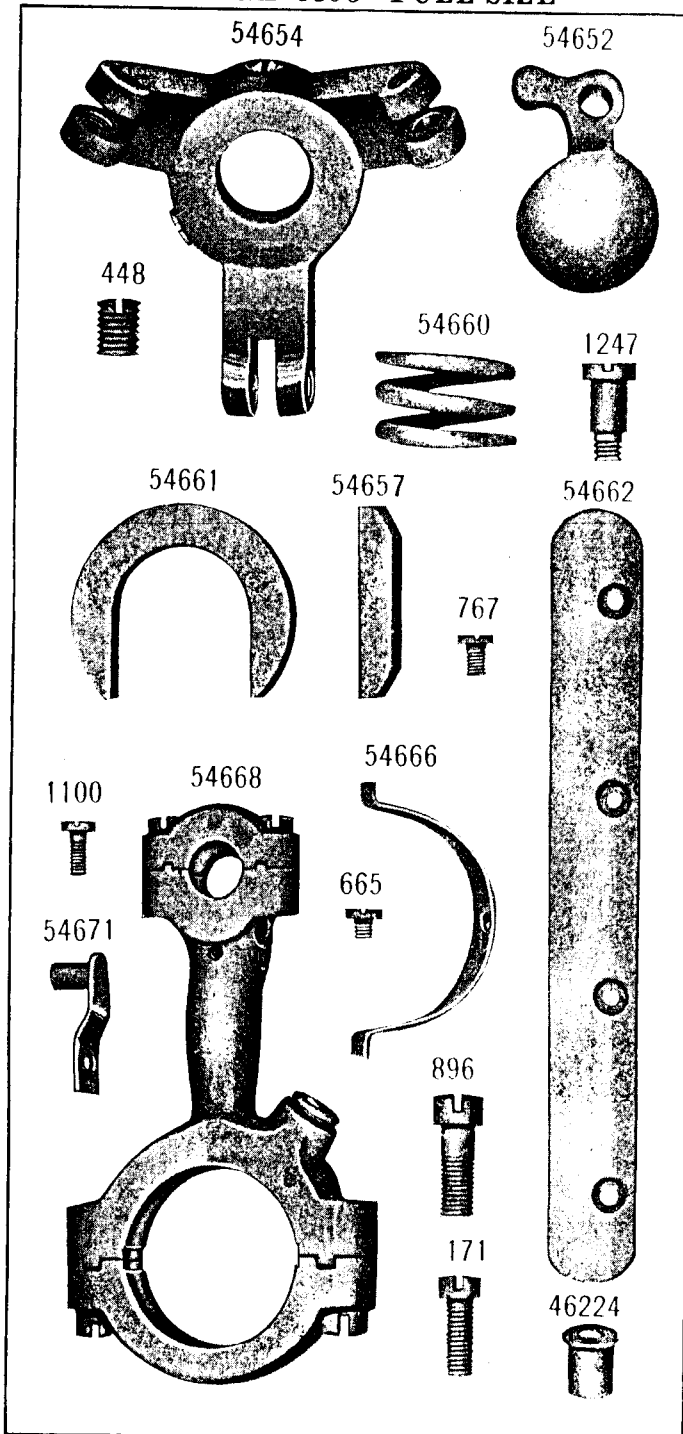
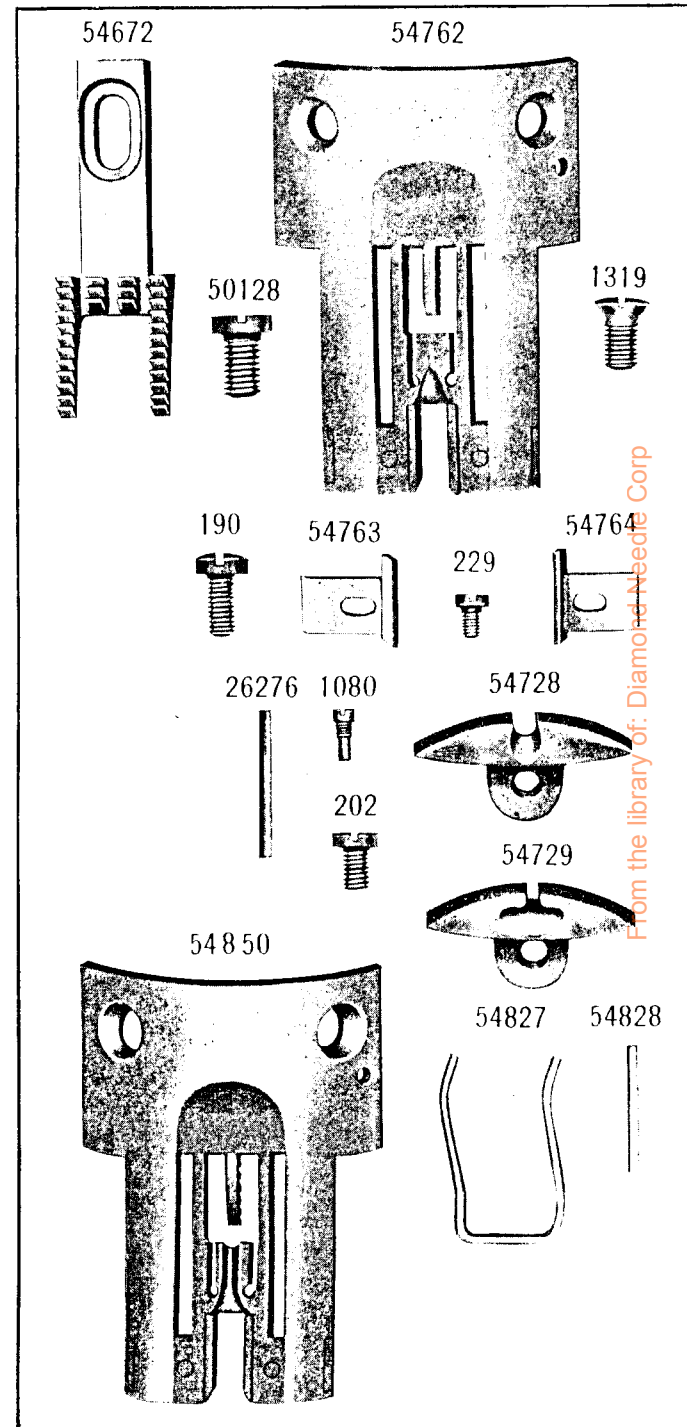



PLATE 6356—FULL SIZE




From the library of: Diamond-Needle Corp

PLATE 6357—FULL SIZE


54726



54849



54726



54849

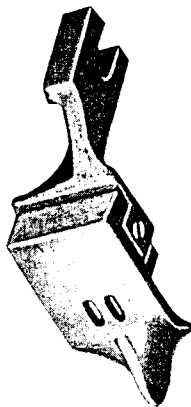


PLATE 6359—FULL SIZE

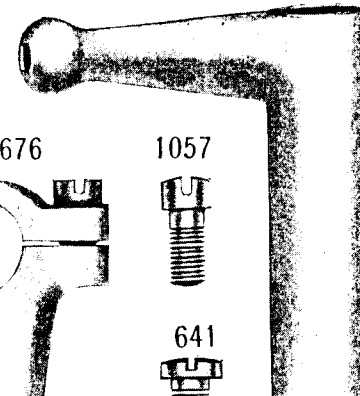
54674



465



54675



54676



1057




641



50129



54677



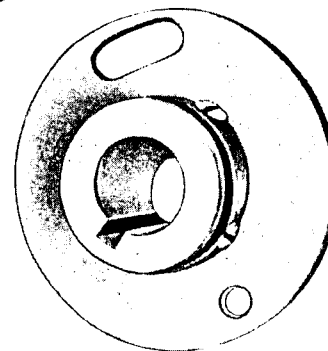
54673



50130



54678



457



1606

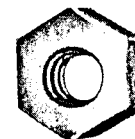


PLATE 6360—FULL-SIZE

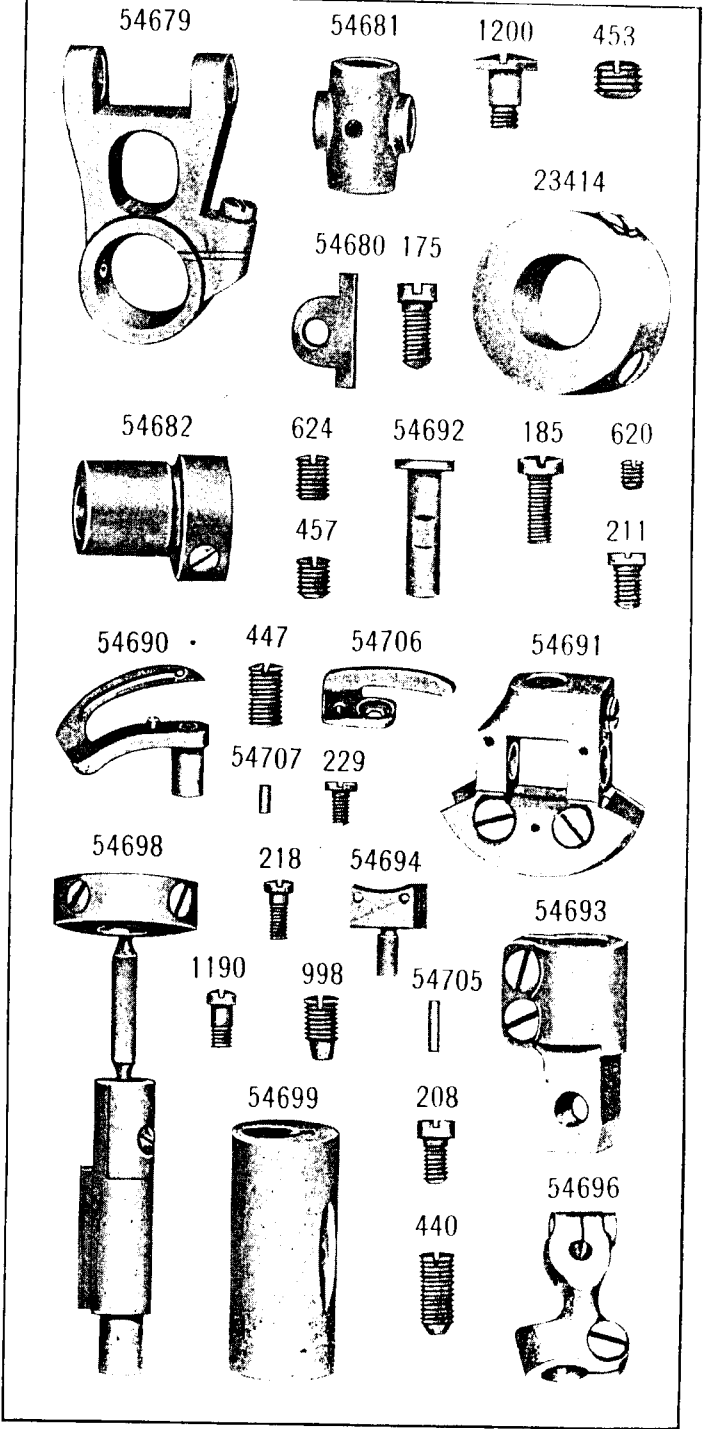



PLATE 6361—FULL-SIZE



From the Library of Parliament, Ottawa, Ontario

PLATE 6362—FULL SIZE

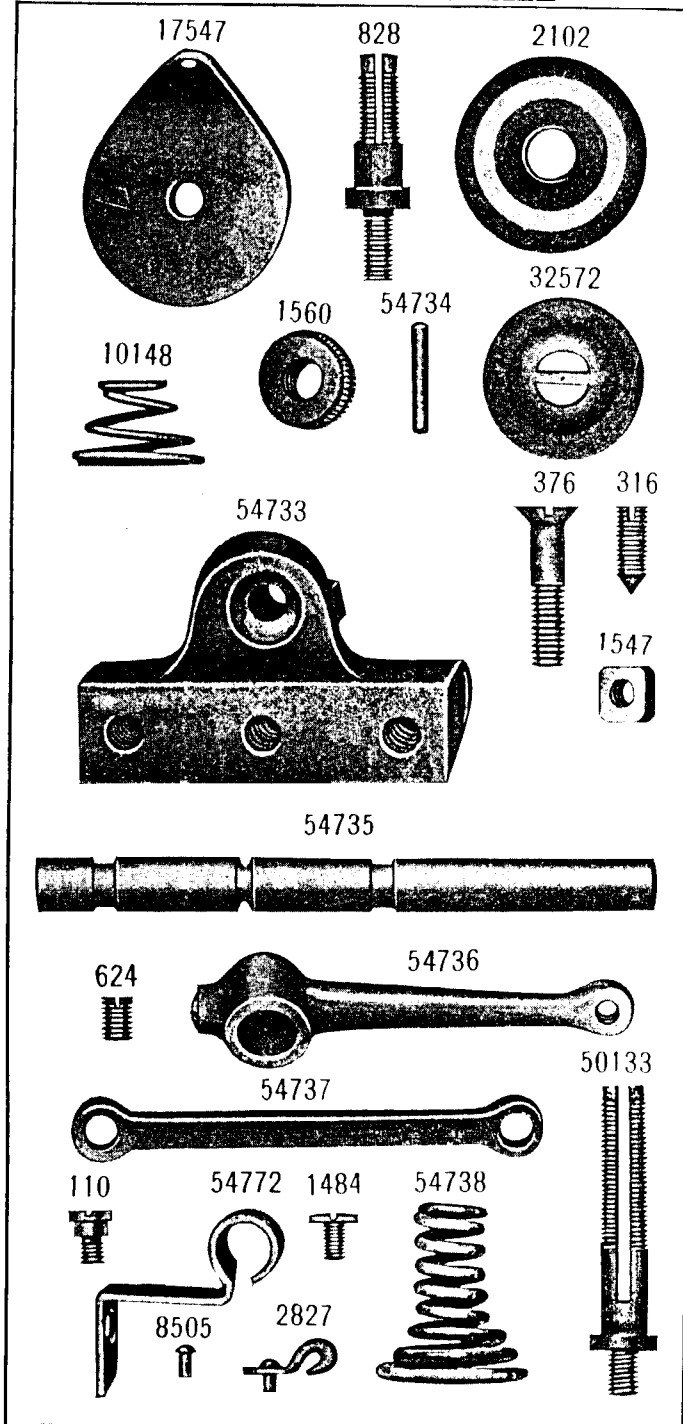
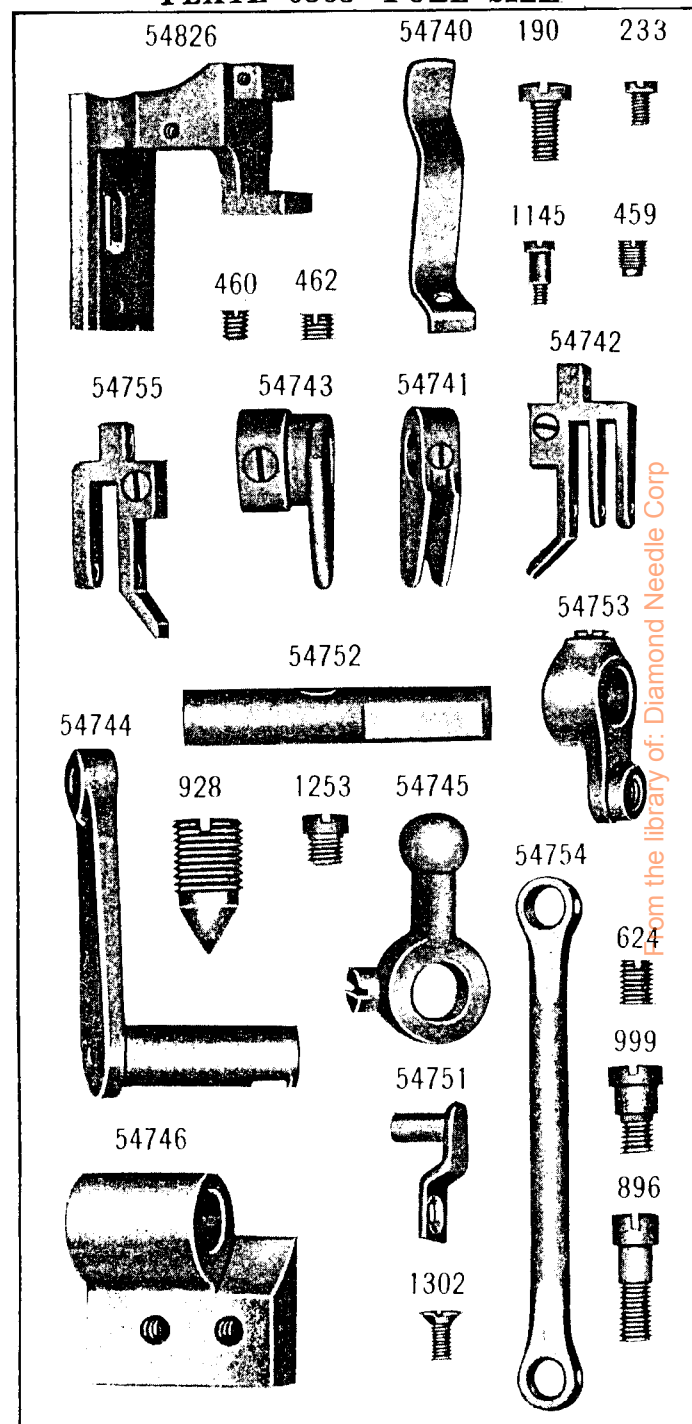


PLATE 6363—FULL SIZE



From the library of: Diamond Needle Corp

PLATE 6364—FULL SIZE

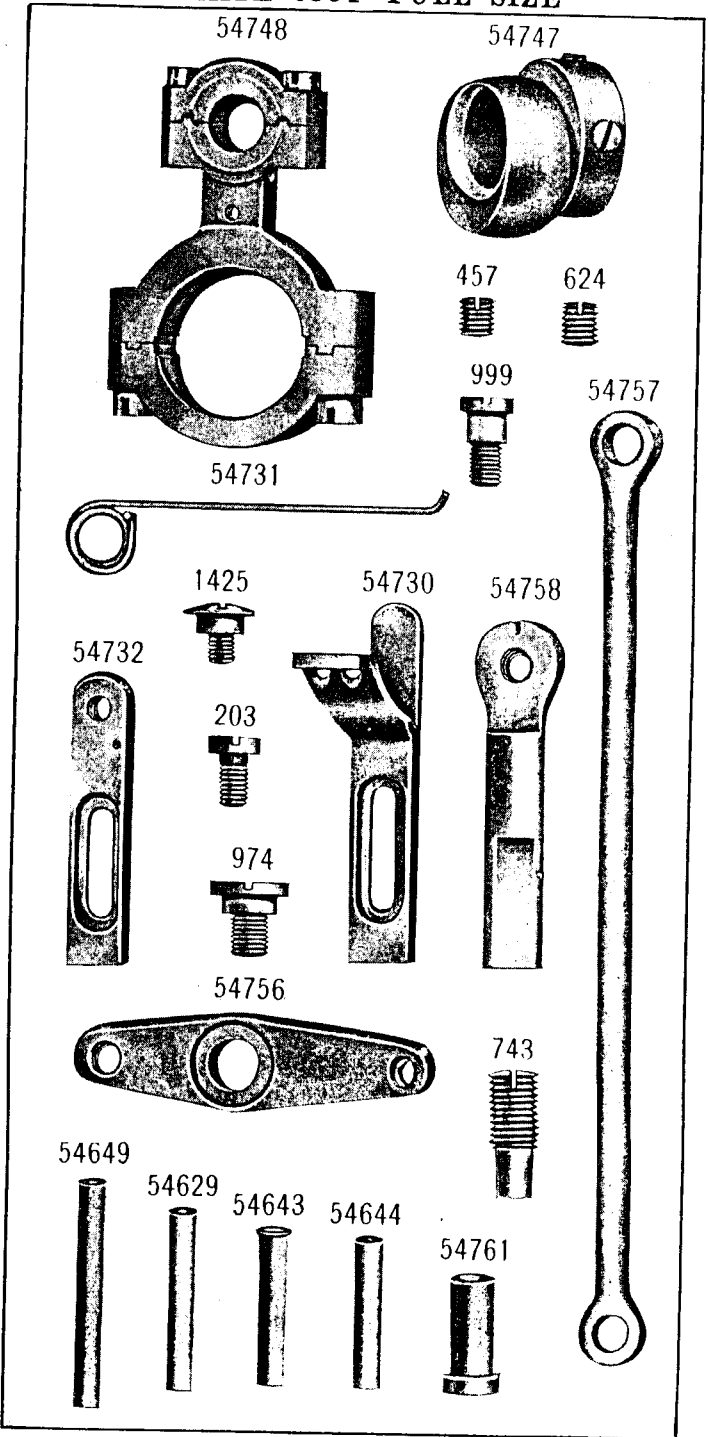
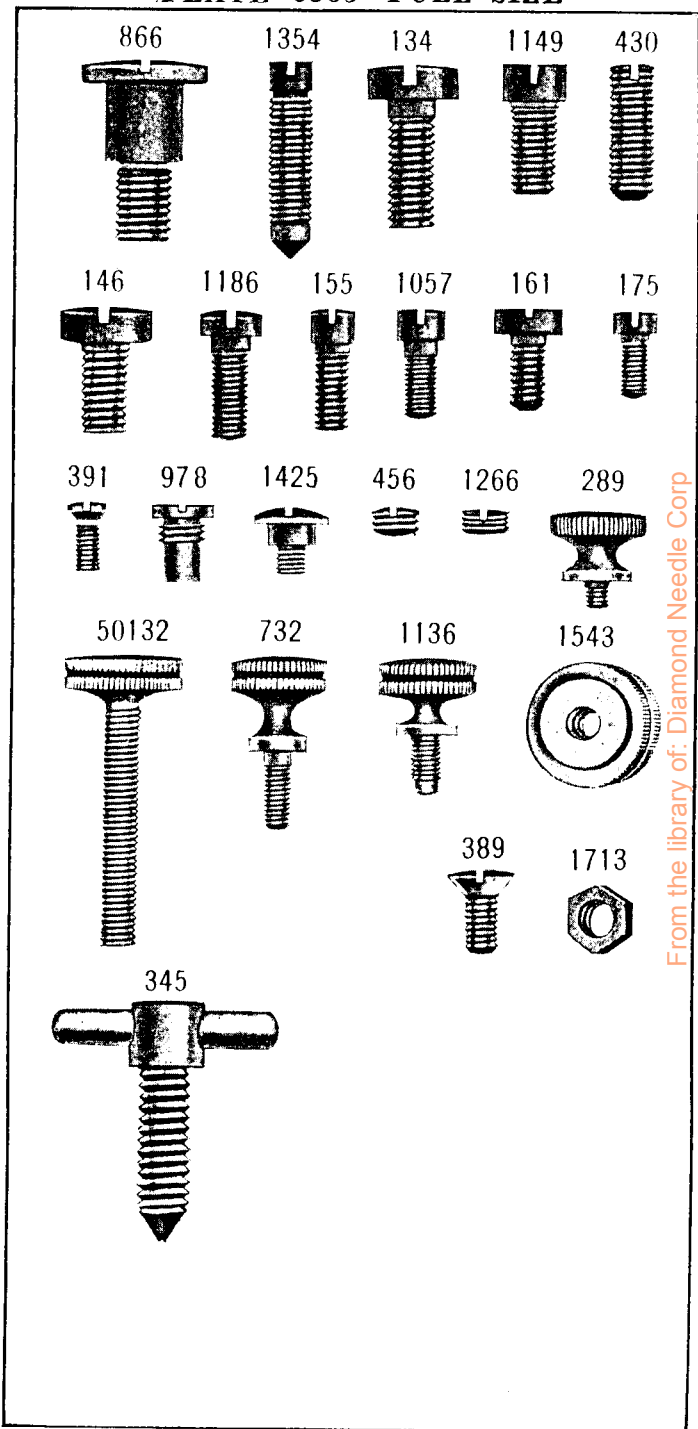


PLATE 6365—FULL SIZE



From the library of: Diamond Needle Corp

PLATE 6366—FULL SIZE


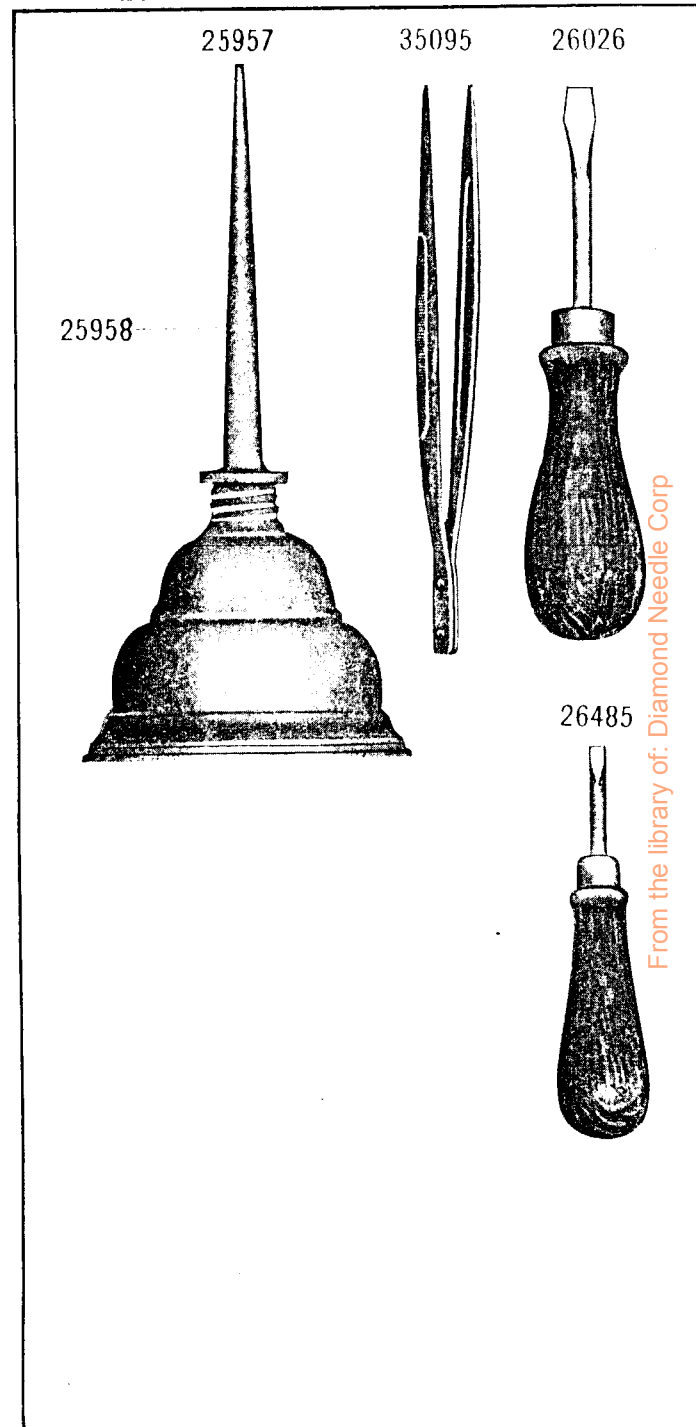


PLATE 6375—ONE-HALF SIZE



From the library of: [Diamond Needle Corp](#)